



OUTDOOR COLLECTION 2013

MISSION

TO OFFER A FULL RANGE
OF FOOTWEAR TO ENJOY
THE MOUNTAINS AND THE
OUTDOORS REGARDLESS OF
THE WEATHER OR THE SEASON,
PROVIDING THE HIGHEST
TECHNICAL SPECIFICATIONS
WITH THE GOAL
OF CONTINUOUSLY ELEVATING
END USER EXPERIENCE
IN TERMS OF COMFORT,
FIT AND FUNCTION.

MICRO GARMONT

● MOUNTAIN	04
● APPROACH	28
● BACKPACKING	44
● TRAIL SPORT	68
● ACTIVE ESCAPE	86



G-beneFIT

a.d.d. reloaded

Garmont has always been committed to researching and applying cutting edge materials, technologies and innovations to its product design and development with the goal of continuously elevating end user experience in terms of comfort, fit and function. Today, Garmont is proud to introduce **G-BeneFIT**, for outdoor footwear designed to complement the foot's natural anatomy.



CUSTOMISED FIT ///////////////

Design features and materials studied for a more intimate, anatomical fit.



DYNAMIC FOOT STABILITY ///////

Footwear designed to work with and enhance the foot's natural ability to stabilise.




MAXIMUM COMFORT ///////////////

Careful attention to design and materials for the utmost comfort in all conditions.



LIGHT WEIGHT ///////////////

Engineered design construction and careful selection of materials and components to remove unnecessary weight.








MOUNTAIN

BOOTS AT HOME ON HIGH ALPINE SUMMITS OR LIGHT, FAST, DONE-IN-A-DAY SPEED ASCENTS.

A VARIETY OF STIFFNESSES, EACH WITH WALK-FRIENDLY FEATURES, LEND VERSATILITY AND COMFORT TO MOST HIGH ALPINE AND MOUNTAIN ACTIVITIES. STEEP AND VERTICAL ASCENTS, RUGGED TERRAIN, FOUL WEATHER, HEAVY LOADS AND LONG DAYS ARE THE MOUNTAIN CHALLENGES THESE BOOTS ARE DESIGNED TO HELP YOU ENJOY.





14

MOUNTAIN GUIDE GTX



15

ICON PLUS GTX



16

ICON LITE GTX



17

CRESTA GTX



18

LYNX GTX



19

PATROUILLEUR II GTX



20

PINNACLE GTX



21

TOWER PLUS GTX



22

TOWER GTX



23

FERRATA TECH PRO GTX



24

FERRATA GTX



25

VETTA MNT PLUS GTX



26

VETTA MNT GTX



27

DRAGONTAIL MNT/GTX

MOUNTAIN COMPONENT SET

A Fiber Glass Insole

Full length, full width, full strength. Rigidity for vertical work with less weight and cold contraction than other materials.

B Crampon Insert Tech PU

Strong, consistent performance and durability even in extreme cold. Undercut toe ledge (ledge for crampon at toe is tucked back under toe instead of extending forward) keeps climbing edge back under toe for greater edging precision when climbing without crampons.

C Midsole

- Dark grey layer: Micro layer lessens weight, provides a more cushioned ride and enhances sensitivity on rock.
- Light grey layer: Nylon at heel and toe is totally noncompressible for ultimate crampon security. Extended area medial provides positive platform for edging. Honeycomb central core provides added torsional strength.

D Outsole

- Semi blocked toe area for climbing performance.
- True heel provides security while descending.
- Thin micro rubber outsole saves material and weight.
- Deep wide channels for drainage and self-cleaning from mud.
- Concave heel face to enhance braking effect while descending.
- Textured semi-blocked heel strike and toe area to enhance grip on hard surfaces.



UIN H MOUNTAIN

VIBRAM® NEPAL COMPONENT SET


A Crampon insert

B Midsole

Medium density microporous insert plus extra firm density microporous insert.

C Vibram® Nepal outsole

- Semiblocked sticky rubber compound in the toe area for climbing performance.
- Mid deep lugs for good grip on different terrains in a light set up.
- Self-cleaning drainage channels.
- Concave heel brake.
- Semiblocked heel strike area with sticky rubber compound.



VIBRAM® TITUS II COMPONENT SET

- A** Extra light Alveolen® (EVA and resin) footbed with a thin layer of felt to ensure insulation and good grip.
- B** 2,5 mm microporous layer for extra comfort.
- C** Extremely light insole, made of nylon and fibreglass, designed to remove unnecessary weight. Air chambers ensure better insulation capacity.
- D** PU crampon insert with the lowest possible profile to decrease weight while guaranteeing crampon safety.
- E** Tri-density PU injected midsole provides extreme lightness, durability and stability:
 - **medium density**
ensures walking comfort (grey injection);
 - **firm density**
provides mid- and forefoot stability, and enhances climbing performance (red inj.);
 - **extra firm density**
ensures climbing performance (yellow inj.).
- F** Exclusive Vibram® Titus outsole with textured semi-blocked heel strike and toe area for enhanced grip on hard surfaces. Extra textured deep lugs for better grip on different grounds and abrasion resistance. Multidirectional lugs in the centre provide 360° traction. Deep, wide channels help with drainage and self-cleaning. Concave heel face enhances braking effect during descents.



UINIA MOUNTAIN

VIBRAM® MULAZ II COMPONENT SET

A Extra light Alveolen® (EVA and resin) footbed with a thin layer of felt to ensure insulation and good grip.

B 2,5 mm microporous layer for extra comfort.

C Extremely light insole, made of nylon and fibreglass, designed to remove unnecessary weight. Air chambers ensure better insulation capacity.

D PU crampon insert with the lowest possible profile to decrease weight while guaranteeing crampon safety.

E Tri-density PU injected midsole provides extreme lightness, durability and stability:

- **medium density** ensures walking comfort (grey injection);
- **firm density** provides mid- and forefoot stability, and enhances climbing performance (red inj.);
- **extra firm density** ensures climbing performance (yellow inj.).

F Vibram® Mulaz outsole with textured blocked toe area and semi-blocked heel strike area for enhanced grip on hard surfaces. Deep lugs for good grip on different grounds and multidirectional lugs in the forefoot to enhance grip in multiple directions. Self-cleaning drainage channels. Concave heel face enhances braking effect during descents.



VIBRAM® MATON COMPONENT SET

A FrameFlex Light nylon insole

B Midsole

Tri-density microporous rubber enhances support and comfort:

- **medium density**
ensures comfort (grey layer);
- **firm density**
provides stability (yellow layer);
- **very firm density**
enhances climbing performance (red layer).

C Outsole

New Vibram® Maton outsole with specialized "Mount" double compound in the toe and heel strike area to ascend and descend in confidence.

Great performance features ensure mountain dependability along with lightweight.

Blocked toe lug area and blocked heel strike area enhance grip on hard surfaces with extra sticky compound.

Multi-traction 6 mm deep lugs enhance grip in multiple directions. Concave heel face enhances braking effect, offers confident descents.

Drainage channels and self cleaning lugs.





MOUNTAIN GUIDE GTX

THE IDEAL BOOT FOR ALPINE GUIDES, AND ALPINE EXPERIENCED RECREATIONALISTS IN ALL WEATHER CONDITIONS. RIGHT AT HOME WHILE ICE CLIMBING AND IN HIGH ALPINE TRAVEL. HIGHLY SUITED TO MIXED MOUNTAINEERING AND EXPEDITIONS (UNDER 5,000M/15,000')

BENEFITS: Fully crampon compatible boot, offering great fit and weather protection. One-piece leather wraps intimately around the foot. Extremely rigid for crampon safety, but with enough rocker to walk. Duratherm Gore-Tex® plus Garmont's honeycomb midsole construction create a well insulated interior for your feet. Additional comfort is provided by the heel area shock absorber and microporous/ fiberglass insole.



MOUNTAIN GUIDE GTX
LIME
341077/212

TECHNICAL UPPER SPECIFICATIONS

- 3mm one piece Perwanger® leather for better durability
- 360° climbing rubber rand enhances abrasion resistance
- G-beneFIT construction
- Double lace lock allows precise lace tensioning
- Web lace loops and hardware hooks
- Soft collar for a closer fit to the lower leg, debris protection and comfort
- Double tongue for water and debris protection and improved fit
- Gore-Tex® Duratherm and thermal footbed for good insulation

Weight: 1120 gr. (1/2 pair size 8 UK)

TECHNICAL SOLE FEATURES

- Fiberglass insole for crampon rigidity plus a 2.5mm microporous rubber layer for better cushioning
- PU insert in the heel area provides shock absorption (red insert)
- Non-compressible nylon layer for crampon security
- Honeycomb mid-foot area offers insulation underfoot
- Microporous rubber layer insulates and provides comfort
- Tech PU inserts at heel and toe give both crampon security and shock absorbing comfort
- Extra light and insulated Primaloft® 200 gr. footbed
- Vibram® Titus outsole

Size Range: UK



| 5 | 5,5 | 6 | 6,5 | 7 | 7,5 | 8 | 8,5 | 9 | 9,5 | 10 | 10,5 | 11 | 11,5 | 12 | 12,5 |

ICON PLUS GTX

IDEAL BOOT FOR MOBILE AND FAST TECHNICAL MOUNTAINEERS. SUITABLE FOR ICE CLIMBING COMPETITIONS, MIXED MOUNTAINEERING, HIGH ALPINE TRAVELS.

BENEFITS: Fully crampon compatible, with a great fit and a hi-tech upper design. The 3-dimensional synthetic textile construction is extremely abrasion resistant. The midsole construction is ideal for ice climbing. Extremely rigid for crampon safety, but with enough rocker to walk comfortably. A Gore-Tex® Duratherm lining plus Garmont's honeycomb midsole construction create a dependable, highly insulated interior for your feet. Additional comfort is provided by a shock absorber in the heel area and a microporous/ fiberglass insole.

Size Range: UK



5 | 5,5 | 6 | 6,5 | 7 | 7,5 | 8 | 8,5 | 9 | 9,5 | 10 | 10,5 | 11 | 11,5 | 12 | 12,5 |

TECHNICAL UPPER SPECIFICATIONS

- 3-dimensional Polyamide and Cordura® upper for better abrasion resistance, instant fit, light weight
- 360° climbing rubber rand for better abrasion resistance and protection.
- High, soft collar for a closer fit to the lower leg provides debris protection and comfort
- G-beneFIT construction
- Cuff hook and webbing lace closure
- Lace to toe closure and double tongue for customised fitting
- Gore-Tex® Duratherm lining for excellent insulation

Weight: 1060 gr. (1/2 pair size 8 UK)

TECHNICAL SOLE FEATURES

- Fiberglass insole for crampon rigidity is combined with a 2.5mm microporous rubber layer for better cushioning
- PU insert in the heel area ensures better shock absorption (red insert)
- Non-compression nylon layer for crampon security
- Honeycomb mid-foot area offers insulation underfoot
- Microporous rubber layer for comfort and insulation
- Tech PU inserts at the heel and toe give both crampon security and shock absorbing comfort
- Extra light and insulated Primaloft® 200 gr footbed
- Vibram® Titus outsole



ICON PLUS GTX
SOLEIL/BLACK
341149/211

ICON LITE GTX

THE IDEAL BOOT FOR FREQUENT BACKPACKERS CARRYING HEAVY LOADS. THE ICON LITE GTX LEADS THE NEW GENERATION OF LIGHT, STABLE SET UPS. SUITABLE FOR BACKPACKING, MIXED MOUNTAINEERING AND HIGH ALPINE USE.

BENEFITS: A crampon compatible boot, with a precise fit and an aggressive design. The 3-dimensional synthetic textile upper construction offers long lasting abrasion resistance. The component construction is ideal for mixed alpine tours. Rigid for crampon safety, it is extremely light and comfortable thanks to Garmont's 4 compound midsole construction.



ICON LITE GTX
RED/BLACK
341150/211

TECHNICAL UPPER SPECIFICATIONS

- 3-dimensional Polyamide and Cordura® upper for better abrasion resistance, instant fit, light weight
- 360° climbing rubber rand for better abrasion resistance and protection.
- Soft interior collar padding for a closer fit to the lower leg, debris protection and comfort
- G-beneFIT construction
- Lace lock, cuff hook and webbing combine to provide a reliable lace closure system
- Lace to toe closure and double tongue for a customisable fit
- Gore-Tex® Sierra lining for waterproof/breathable protection

Weight: 855 gr. (1/2 pair size 8 UK)

TECHNICAL SOLE FEATURES

- FrameFlex Mid nylon insole for crampon compatibility
- PU insert in the heel area provides shock absorption
- Tri-density microporous rubber for better compression resistance
 - medium density ensures comfort (dark grey layer)
 - firm density provides stability (yellow layer)
 - very firm density enhances climbing performance (red layer)
- Tech PU inserts at the heel allow both crampon security and shock absorption
- Vibram® Mulaz outsole

Size Range: UK



| 5 | 5,5 | 6 | 6,5 | 7 | 7,5 | 8 | 8,5 | 9 | 9,5 | 10 | 10,5 | 11 | 11,5 | 12 | 12,5 | 13 | 13,5 |

CRESTA GTX

FOR SKILLED TECHNICAL MOUNTAINEERS WHO NEED A LIGHTWEIGHT AND SUPPORTIVE, COMPACT BOOT RIGID ENOUGH TO WEAR SEMI-AUTOMATIC CRAMPONS. IDEAL FOR ICE CLIMBING, MIXED MOUNTAINEERING, HIGH ALPINE TRAVELS.

BENEFITS: Great semi-automatic crampon-able boot. Very compact, high performance oriented. Abrasion resistant traditional leather construction. Extremely rigid for crampon safety, but with enough rocker to walk. Waterproof/breathable Gore-Tex® Sierra lining with underfoot insulation thanks to Garmont's honeycomb midsole construction. Additional comfort thanks to a specific shock absorber in the heel area and a microporous/nylon insole



CRESTA GTX
RUST
341046/211

TECHNICAL UPPER SPECIFICATIONS

- 2.0 mm suede leather and Cordura® offer abrasion resistance
- 360° climbing rubber rand for better abrasion resistance
- G-beneFIT construction
- Lace to toe closure for better climbing performance
- Hooks hardware and tape webbing lace closure
- Soft internal collar padding provides comfort and debris protection
- Tall cuff maximizes support
- Gore-Tex® Sierra lining for waterproof/breathable protection

Weight: 935 gr. (1/2 pair size 8 UK)

TECHNICAL SOLE FEATURES

- FrameFlex Mid insole for crampon rigidity combined with 2.5mm microporous rubber for better cushioning
- PU insert in the heel enhances shock absorption qualities
- Non-compressible nylon layer for crampon security
- Honeycomb mid-foot area offers insulation underfoot
- Microporous rubber layer insulates and provides comfort
- Extra light and insulated Primaloft® 200 gr. footbed
- Tech PU inserts at the heel allow both crampon security and shock absorption
- Vibram® Titus outsole

Size Range: UK



5 | 5,5 | 6 | 6,5 | 7 | 7,5 | 8 | 8,5 | 9 | 9,5 | 10 | 10,5 | 11 | 11,5 | 12 | 12,5 |

LYNX GTX

IDEAL FOR ALPINE EXPERIENCED CONSUMERS AND MOUNTAIN HUNTERS WHO NEED A VERY SUPPORTIVE BUT LIGHTWEIGHT BOOT. THE PERFECT COMPANION FOR MIXED MOUNTAINEERING AND HIGH ALPINE TRAVEL.

BENEFITS: This high leather boot allows great ankle and shin support without adding unnecessary weight. The Vibram® Mulaz outsole provides great grip on rocks and uneven terrain. Gore-Tex® waterproof and breathable lining.

TECHNICAL UPPER SPECIFICATIONS

- 2.6mm Perwanger® suede leather for better abrasion resistance
- 360° climbing rubber rand for additional abrasion resistance
- G-beneFIT construction
- Lace lock allows precise lacing tension
- Hook hardware on the cuff
- Soft internal collar padding provides comfort and debris protection
- Gore-Tex® Sierra lining for waterproof/breathable protection and a thermal footbed provides insulation

Weight: 845 gr. (1/2 pair size 8 UK)

TECHNICAL SOLE FEATURES

- FrameFlex Lite insole
- Bi-microporous rubber layer for comfort (dark grey) plus stability (light grey)
- Vibram® Mulaz outsole



LYNX GTX
BLACK
341148/211

Size Range: UK



5 | 5,5 | 6 | 6,5 | 7 | 7,5 | 8 | 8,5 | 9 | 9,5 | 10 | 10,5 | 11 | 11,5 | 12 | 12,5 | 13 | 13,5 | 14 | 14,5

PATROUILLEUR II GTX

IDEAL FOR ALPINE GUIDES AND ALPINE MOUNTAINEERING PURISTS LOOKING FOR A SUPPORTIVE BUT VERY LIGHT BOOT. FOR ELEVATIONS UP TO 5,000M/15,000', THE PATROUILLEUR GTX IS THE ULTIMATE LIGHTWEIGHT FOOTWEAR SOLUTION.

BENEFITS: One-piece leather wraps closely around the foot for an excellent fit. Semi-automatic crampon compatible. Great grip on rough and rocky terrain. Very light set up, now with a Gore-Tex® lining.



PATROUILLEUR II GTX

BLACK
341147/213
341147/613

TECHNICAL UPPER SPECIFICATIONS

- 2.8mm one piece Perwanger® leather provides dependable durability
- 360° climbing rubber rand for great abrasion resistance
- G-beneFIT construction
- Lace lock allows precise lacing tension
- Tape webbing lacing and hook hardware
- Soft collar provides comfort and debris protection
- Double tongue for water and debris protection and enhanced fit
- Gore-Tex® lining for waterproof protection and breathability

Weight: 945 gr. (1/2 pair size 8 UK)

TECHNICAL SOLE FEATURES

- FrameFlex Mid insole for crampon rigidity
- Bi-microporous rubber layer for comfort (dark grey) plus stability (light grey)
- Tech PU inserts at the heel allow both crampon security and shock absorption
- Vibram® Nepal outsole

Size Range: UK

 | 5 | 5,5 | 6 | 6,5 | 7 | 7,5 | 8 | 8,5 | 9 | 9,5 | 10 | 10,5 | 11 | 11,5 | 12 | 12,5 | 13 | 13,5 |
 | 3 | 3,5 | 4 | 4,5 | 5 | 5,5 | 6 | 6,5 | 7 | 7,5 | 8 | 8,5 | 9 |

PINNACLE GTX

WITH A COMPLETELY UPDATED LOOK, THIS NEW BOOT IS DESIGNED FOR THE SKILLED BACKPACKER CARRYING HEAVY LOADS. EXTREMELY VERSATILE FOR HEAVY BACKPACKING AND MIXED MOUNTAINEERING. USED BY PROFESSIONAL TRAIL CREWS BECAUSE OF ITS DURABILITY.

BENEFITS: Great semi-automatic crampon compatible boot with a one piece leather construction. Very compact and light thanks to the new PU midsole construction. Improved fit with a revised last and a new heel lock system. New extra comfortable one piece tongue. Rockered sole provides comfort during long hikes, but is also rigid enough to ensure crampon security. Gore-Tex® lining for waterproof/breathable protection.



PINNACLE GTX
RED
341194/212
341194/612



PINNACLE GTX
BLACK
341194/211
341194/611

TECHNICAL UPPER SPECIFICATIONS

- 2.8 mm one piece Perwanger® suede leather conforms to foot shape, yet is thick enough to provide long term durability.
- New extra comfortable calf skin tongue
- New 360° climbing rubber rand for great abrasion resistance
- New extra soft collar provides comfort and debris protection
- G-beneFIT construction
- Hook and lace lock hardware; tape webbing at the instep
- Tall cuff improves support yet instep notch allows friendly walk
- Gore-Tex® Sierra lining for waterproof/breathable protection

Weight: 858 gr. (1/2 pair size 8 UK)

TECHNICAL SOLE FEATURES

- Extralight FrameFlex fiberglass insole provides crampon rigidity / 2.5mm microporous rubber layer for enhanced cushioning
- Tri-density injected polyester for extreme lightness, durability and stability. Spine concept in a traditional construction.
 - medium density to ensure walking comfort (grey injection)
 - firm density to provide mid- and forefoot stability, and enhance climbing performance (red injection)
 - extra firm density: to ensure climbing performance (yellow injection)
- PU inserts at the heel allow both crampon security and shock absorption on a light set up
- Comfortable Alveolen® footbed, with extra cushioning layer
- Vibram® Titus outsole

Size Range: UK

♂ | 5,5 | 6 | 6,5 | 7 | 7,5 | 8 | 8,5 | 9 | 9,5 | 10 | 10,5 | 11 | 11,5 | 12 | 12,5 | 13 |
 ♀ | 4 | 4,5 | 5 | 5,5 | 6 | 6,5 | 7 | 7,5 | 8 | 8,5 | 9 |

TOWER PLUS GTX

FOR THE MODERN MOUNTAINEER WHO PREFERS VERSATILE, LIGHT, BUT STILL STABLE SET UP. FOR MOUNTAINEERING, HEAVY BACKPACKING, LOW GRADE CLIMBING.

BENEFITS: Building on our heritage of extraordinary success of previous "Towers", this style features a leather set up, incredible levels of lightness and stability, a very comfortable fit and a durable midsole construction, all in an amazing modern design.



TOWER PLUS GTX
RED/GREY
341190/211
341190/611



TOWER PLUS GTX
ALOE/GREY
341190/212
341190/612



TOWER PLUS GTX
ASH/RED
341190/213
341190/613

Size Range: UK

5 | 5,5 | 6 | 6,5 | 7 | 7,5 | 8 | 8,5 | 9 | 9,5 | 10 | 10,5 | 11 | 11,5 | 12 | 12,5 | 13 |
3 | 3,5 | 4 | 4,5 | 5 | 5,5 | 6 | 6,5 | 7 | 7,5 | 8 | 8,5 | 9 |

TECHNICAL UPPER SPECIFICATIONS

- Modern and aggressive design
- 1.5 mm Lorica®, 1,8 mm Suede and Cordura® for extreme lightness and far better abrasion resistance
- G-beneFIT construction
- 360° climbing rubber rand protects the upper
- Soft collar for long lasting trail comfort and extra soft heel flex insert
- Hooks on the cuff, Lorica® and metallic eyelets
- Lace to toe closure for better climbing performance and lace lock at the instep for precise lace closure
- Gore-Tex® Sierra lining for waterproof/breathable protection

Weight: 740 gr. (1/2 pair size 8 UK)

TECHNICAL SOLE FEATURES

- Extralight FrameFlex fiberglass insole provides crampon rigidity/2,5mm microporous rubber layer for enhanced cushioning
- Tri-density injected polyester for extreme lightness, durability and stability. New Spine concept on a traditional construction.
 - medium density to ensure walking comfort (grey injection)
 - firm density to provide mid- and forefoot stability, and enhance climbing performance (red inj.)
 - extra firm density: to ensure climbing performance (yellow inj.)
- PU inserts at the heel allow both crampon security and shock absorption in a light set up
- Comfortable Alveolen® footbed, with an extra cushioning layer
- Vibram® Titus outsole

TOWER GTX

FOR THE MODERN MOUNTAINEER WHO PREFERS VERSATILE, LIGHT, NIMBLE FOOTWEAR.
IDEAL FOR LIGHT MOUNTAINEERING, HEAVY BACKPACKING, LOW GRADE CLIMBING.

BENEFITS: Building on our heritage of extraordinary success of previous "Towers", this popular boot offers incredible levels of lightness, a comfortable fit and a durable midsole construction, all in an amazing modern design.



TOWER GTX
RED/GREY
341191/211
341191/611



TOWER GTX
YELLOW/RED
341191/212
341191/612



TOWER GTX
BLUE/SILVER
341191/213
341191/613

TECHNICAL UPPER SPECIFICATIONS

- Modern and aggressive design
- 1.5 mm Lorica® and Cordura® for extreme lightness and far better abrasion resistance (all synthetic)
- G-beneFIT construction
- 360° climbing rubber rand protects the upper
- Soft collar for long lasting trail comfort
- Hooks on the cuff, Lorica® and metallic eyelets
- Lace to toe closure for better climbing performance and lace lock at the instep for precise lace closure
- Gore-Tex® Sierra lining for waterproof/breathable protection

Weight: 700 gr. (1/2 pair size 8 UK)

TECHNICAL SOLE FEATURES

- Extralight FrameFlex fiberglass insole provides crampon rigidity /2,5mm microporous rubber layer for enhanced cushioning
- Tri-density injected polyester for extreme lightness, durability and stability. New Spine concept on a traditional construction.
 - medium density to ensure walking comfort (grey injection)
 - firm density to provide mid- and forefoot stability, and enhance climbing performance (red injection)
 - extra firm density to ensure climbing performance (yellow injection)
- PU inserts at the heel allow both crampon security and shock absorption in a light set up
- Comfortable Alveolen® footbed, with an extra cushioning layer
- Vibram® Mulaz outsole

Size Range: UK

 | 5 | 5,5 | 6 | 6,5 | 7 | 7,5 | 8 | 8,5 | 9 | 9,5 | 10 | 10,5 | 11 | 11,5 | 12 | 12,5 | 13 |
 | 4 | 4,5 | 5 | 5,5 | 6 | 6,5 | 7 | 7,5 | 8 | 8,5 | 9 |

FERRATA TECH PRO GTX

FOR THE MODERN AND FAST MOUNTAINEER WHO PREFERS A LIGHT AND AGILE SET UP.
IDEAL FOR LIGHT MOUNTAINEERING, LOW GRADE CLIMBING AND VIA FERRATA.

BENEFITS: Starting from our historic and successful "Ferrata", we revisited this popular boot to reach incredible levels of lightness and fit, in a definitely modern set up. The boot utilises advanced technologies and new materials for the benefit of the user.



FERRATA TECH PRO GTX
LIME
341111/212
341111/612



FERRATA TECH PRO GTX
RED
341111/213
341111/613

TECHNICAL UPPER SPECIFICATIONS

- Modern and aggressive design
- 1,8 mm Perwanger® suede leather combined with 1.5 mm Lorica® (higher tongue and cuff panels) and Superfabric® (lower tongue and ankle zones) for extreme lightness and far better abrasion resistance
- G-beneFIT construction
- 360° climbing rubber rand protects the upper
- Soft collar for long lasting trail comfort
- Hooks on the cuff, metallic eyelets
- Lace to toe closure for better climbing performance with tape webbing at the instep and lace lock for precise lace closure
- Gore-Tex® Sierra lining for waterproof/breathable protection

Weight: 735 gr. (1/2 pair size 8 UK)

TECHNICAL SOLE FEATURES

- Extralight FrameFlex fiberglass insole provides crampon rigidity /2,5mm microporous rubber layer for enhanced cushioning
- Tri-density injected polyester for extreme lightness, durability and stability. New Spine concept on a traditional construction.
 - medium density to ensure walking comfort (grey injection)
 - firm density to provide mid- and forefoot stability, and enhance climbing performance (red injection)
 - extra firm density: to ensure climbing performance (yellow injection)
- PU inserts at the heel allow both crampon security and shock absorption in a light set up
- Comfortable Alveolen® footbed, with an extra cushioning layer
- Vibram® Mulaz outsole

Size Range: UK

 | 5 | 5,5 | 6 | 6,5 | 7 | 7,5 | 8 | 8,5 | 9 | 9,5 | 10 | 10,5 | 11 | 11,5 | 12 | 12,5 | 13 |
 | 4 | 4,5 | 5 | 5,5 | 6 | 6,5 | 7 | 7,5 | 8 | 8,5 | 9 |

FERRATA GTX

BUILDING ON OUR "FERRATA" HERITAGE, THIS BOOT OFFERS A MODERN SET UP FOR THE FAST MOUNTAINEER WHO APPRECIATES LIGHT WEIGHT AND STABILITY. IDEAL FOR LIGHT MOUNTAINEERING, LOW GRADE CLIMBING AND VIA FERRATA.

BENEFITS: We revisited this popular boot to reach incredible levels of lightness and fit, in a "vintage" look yet modern set up. The boot utilises advanced technologies and new materials for the benefit of the user.



FERRATA GTX
LIME
341132/212
341132/612



FERRATA GTX
RED
341132/213
341132/613

TECHNICAL UPPER SPECIFICATIONS

- 1,8 mm Perwanger® suede leather combined with extra abrasion resistant Cordura® Mesh
- G-beneFIT construction
- Toe and heel climbing rubber rand protects the upper
- Soft collar for long lasting trail comfort
- Hooks on the cuff, metallic eyelets
- Lace to toe closure for better climbing performance with tape webbing at the instep and lace lock for precise lace closure
- Gore-Tex® Sierra lining for waterproof/breathable protection

Weight: 700 gr. (1/2 pair size 8 UK)

TECHNICAL SOLE FEATURES

- FrameFlex Mid nylon insole for crampon rigidity
- Dual-density microporous rubber midsole for better compression resistance
 - medium density ensures comfort (yellow layer)
 - very firm density enhances climbing performance (red layer)
- PU inserts at the heel allow both crampon security and shock absorption in a light set up
- Comfortable felt footbed, with an extra cushioning layer
- Vibram® Nepal outsole

Size Range: UK

 | 5 | 5,5 | 6 | 6,5 | 7 | 7,5 | 8 | 8,5 | 9 | 9,5 | 10 | 10,5 | 11 | 11,5 | 12 | 12,5 | 13 |
 | 3 | 3,5 | 4 | 4,5 | 5 | 5,5 | 6 | 6,5 | 7 | 7,5 | 8 | 8,5 | 9 |

VETTA MNT PLUS GTX

A LIGHT, VERSATILE BOOT FOR HIKERS AND CLIMBERS IN A COMPLETELY NEW SET UP. SUITABLE FOR FAST CLIMBERS, SUMMER GLACIER TRAVEL, LIGHT MOUNTAINEERING AND LOW-GRADE CLIMBING.

BENEFITS: Very lightweight semi-automatic crampon compatible boot designed for multiple conditions. Rockered and with the new Vibram® Maton outsole, this boot is extremely comfortable for long walks yet offers good rigidity for crampon safety. A Gore-Tex® Sierra lining ensures all-weather waterproof/breathable protection.



VETTA MNT PLUS GTX
RED/BLACK
381151/214
381151/614

TECHNICAL UPPER SPECIFICATIONS

- 1.8 mm suede for better abrasion resistance and light weight
- Extra long rubber toe box protects the upper in the fore- and mid-foot area; additional rubber protection in the heel area.
- G-beneFIT construction
- Soft mesh collar offers comfort and keeps out debris
- Hook and eyelet hardware; tape webbing at the instep
- Lace to the toe closure for foot security while bouldering and scrambling
- Gore-Tex® Sierra lining for waterproof/breathable protection

Weight: 645 gr. (1/2 pair size 8 UK)

TECHNICAL SOLE FEATURES

- FrameFlex Mid nylon insole for crampon rigidity
- Tri-density microporous rubber for better compression resistance
 - medium density ensures comfort (grey layer)
 - firm density provides stability (yellow layer)
 - very firm density enhances climbing performance (red layer)
- PU inserts at the heel allow both crampon security and shock absorption
- New Vibram® Maton outsole

Size Range: UK

 | 5 | 5,5 | 6 | 6,5 | 7 | 7,5 | 8 | 8,5 | 9 | 9,5 | 10 | 10,5 | 11 | 11,5 | 12 | 12,5 | 13 |
 | 3 | 3,5 | 4 | 4,5 | 5 | 5,5 | 6 | 6,5 | 7 | 7,5 | 8 | 8,5 | 9 |

VETTA MNT GTX

A LIGHT, VERSATILE BOOT FOR HIKERS AND CLIMBERS IN A COMPLETELY NEW SET UP. SUITABLE FOR LIGHT MOUNTAINEERING, LOW-GRADE CLIMBING AND VIA FERRATA.

BENEFITS: An extremely light and versatile boot that is at home in multiple conditions. Features additional toe and mid-foot protection. Extremely comfortable for long hikes thanks to its 3 density midsole construction and the new Vibram® Maton outsole. Gore-Tex® Sierra lining for all-weather condition comfort.



VETTA MNT GTX
NAVY/CIMENT
381152/211
381152/611

TECHNICAL UPPER SPECIFICATIONS

- 1.8 mm suede leather for better abrasion resistance
- Extended rubber toe box protects the upper in the toe and mid-foot area; additional rubber protection in the heel area
- G-beneFIT construction
- Soft fabric collar wraps comfortably around the lower leg
- Hook, metallic eyelets and tape webbing combine with lacing to the toe for climbing performance and a customised fit
- Gore-Tex® Sierra lining for waterproof/breathable protection

Weight: 600 gr. (1/2 pair size 8 UK)

TECHNICAL SOLE FEATURES

- FrameFlex Lite nylon insole
- Tri-density microporous rubber for better compression resistance
 - medium density ensures comfort (grey layer)
 - firm density provides stability (yellow layer)
 - very firm density enhances climbing performance (red layer)
- New Vibram® Maton outsole



VETTA MNT GTX
FOREST/CIMENT
381152/212
381152/612



VETTA MNT GTX
GREEN/BLACK
381152/213
381152/613



VETTA MNT GTX
RED/BLACK
381152/214
381152/614

Size Range: UK

| 5 | 5,5 | 6 | 6,5 | 7 | 7,5 | 8 | 8,5 | 9 | 9,5 | 10 | 10,5 | 11 | 11,5 | 12 | 12,5 | 13 |
 | 3 | 3,5 | 4 | 4,5 | 5 | 5,5 | 6 | 6,5 | 7 | 7,5 | 8 | 8,5 | 9 |

DRAGONTAIL MNT/GTX

FOR THE MOUNTAINEER WHO PREFERS A LOW CUT SHOE, BUT STILL NEEDS THE STIFFNESS AND STABILITY OF A BOOT. THE DRAGONTAIL PROVIDES NIMBLE, FAST PACED, LIGHTWEIGHT MOBILITY. AN EXCELLENT OUTSOLE GRIP GUARANTEES APPROACH AND CLIMBING PERFORMANCE, BUT IS EQUALLY RELIABLE ON UNEVEN TERRAIN. IDEAL FOR APPROACH, BOULDERING, LIGHT TREKKING, ALPINE GUIDE TRAINING DAYS, HIGH ALPINE TRAVERSING.

BENEFITS: Very stable and snug fitting, provides an extremely good technical last for climbers/hikers. New Vibram® Maton outsole for better hiking and climbing performance. Lace to toe closure ensures bouldering performance and allows a personalised fit.



RED/BLACK
DRAGONTAIL MNT
381153/201
381153/601
DRAGONTAIL MNT GTX
381153/211
381153/611

TECHNICAL UPPER SPECIFICATIONS

- 1.8 mm water repellent suede
- Metallic eyelet and tape webbing closure
- Extended rubber toe box and heel rubber backstay protects upper
- G-beneFIT construction
- PU footbed with moisture and odor management properties
- Available with or without a Gore-Tex® XCR® lining

Weight: 540 gr. (1/2 pair size 8 UK)
550 gr. (1/2 pair size 8 UK) **GTX**

TECHNICAL SOLE FEATURES

- 3-density micro rubber midsole offers light weight and cushioning
 - medium density ensures comfort (grey layer)
 - firm density provides stability (yellow layer)
 - very firm density enhances climbing performance (red layer)
- FrameFlex Lite insole ensures stability while providing forefoot flex
- New Vibram® Maton outsole, ideal for climbing and hiking performance



SHARK/TAUPE
DRAGONTAIL MNT
381153/203
381153/603
DRAGONTAIL MNT GTX
381153/213
381153/613



DRAGONTAIL MNT
GREEN/BLACK
381153/202
381153/602



DRAGONTAIL MNT
NAVY/CIMENT
381153/204
381153/604

Size Range: UK

🌳 | 5 | 5,5 | 6 | 6,5 | 7 | 7,5 | 8 | 8,5 | 9 | 9,5 | 10 | 10,5 | 11 | 11,5 | 12 | 12,5 | 13 |
🌸 | 3 | 3,5 | 4 | 4,5 | 5 | 5,5 | 6 | 6,5 | 7 | 7,5 | 8 | 8,5 | 9 |





APPROACH

FOOTWEAR TO GUIDE YOU
THROUGH TRICKY, TECHNICAL
TERRAIN TO YOUR CLIMB,
AND SAFELY HOME AGAIN.
LOW GRADE CLIMBING AND
TRAINING, SCRAMBLING,
BOULDERING WITH GREATER
SECURITY THAN RUNNING
SHOES PLUS AUTHENTIC
OUTDOOR STYLE FOR JUST
HANGING OUT. EVERYDAY
STREET DURABILITY AND
COMFORT.





36

DRAGONTAIL LT/GTX



37

STICKY LIZARD MID GTX



38

STICKY LIZARD/GTX



39

STICKY N FAST VENTED



40

STICKY N FAST



41

STICKY BEAST/GTX



43

STICKY BEAST MID GTX



43

STICKY BOULDER/GTX

VIBRAM® FRICTION COMPONENT SET

A Insole

FrameFlex Light insole provides stability for edging, hauling loads, rough trail, and descents.

B Midsole

Tri-density micro rubber to enhance resistance to compression:

- **medium density** (grey)
ensures comfort, shock absorption;
- **firm density** (yellow)
ensures stability and durability;
- **very firm density** (red)
ensures low compression and climbing performance.

C Outsole

- Vibram® Q811.
- Semi-blocked heel strike for better durability.
- Semi-blocked in medial forefoot to enhance edging climbing performance.
- Super Trek compound to increase stickiness and backpacking durability.



ROA APPROACH

VIBRAM® FRICTION II COMPONENT SET

A Insole

FrameFlex Light insole provides stability for edging and hauling loads on rough trails and descents.

B Midsole

Bi-density micro rubber midsole enhances support and comfort:

- **medium density** (light grey) ensures comfort and shock absorption;
- **firm density** (dark grey) provides stability and durability.

C Outsole

- Vibram® Q811.
- Semi-blocked heel strike for better durability.
- Semi-blocked in medial forefoot to enhance edging climbing performance.
- Super Trek compound to increase stickiness and backpacking durability.



C



VIBRAM® Q973 COMPONENT SET

A Dual density EVA Midsole

- Firm mid-foot lateral component for enhanced stability.
- Softer heel strike and forefoot area for better comfort.

B Garmont Stability Heel Spine

- Provides best lateral stability in the heel area.
- Ensures additional mid-foot anti-torsional capacity.
- Allows an optimized forefoot flex with added torsional stability.

C Outsole

- Wider footprint to enhance lateral stability while scrambling.
- Solid smooth lugs under the big toe.
- Sticky rubber mix balances grip, durability and traction.
- Wide spaced lugs for easy self cleaning.



ROA APPROACH



DRAGONTAIL LT/GTX

FOR THE CLIMBER WHO NEEDS THE STABILITY OF A "TRUE" APPROACH SHOE FOR CARRYING HEAVIER LOADS. STABILITY AND GRIP COMBINE FOR A MIX OF APPROACH AND CLIMBING ACTIVITIES. IDEAL FOR TECHNICAL ROCK, MIXED TERRAIN APPROACHES, SCRAMBLING, LIGHT HIKING TOURS.

BENEFITS: Very stable and supportive, with an extremely good technical last for climbers. The lace to toe closure ensures confident foot security within the shoe. Great climbing grip with Vibram's® SuperTrek compound.



GREEN/BLACK
DRAGONTAIL LT
381044/203
381044/603

TECHNICAL UPPER SPECIFICATIONS

- 1.8 mm water repellent suede
- Eyelet and tape web lace closure
- Toe and heel rubber bumper supports and protects the upper
- G-beneFIT construction
- PU footbed with moisture and odor management properties
- Available with or without a Gore-Tex® XCR® lining

Weight: 465 gr (1/2 pair size 8UK)
475 gr (1/2 pair size 8UK) **GTX**

TECHNICAL SOLE FEATURES

- Tri-density microporous rubber midsole for comfort and stability with minimal compression
- FrameFlex Light insole ensures stability; allows easy walking forefoot flex
- SuperTrek sticky compound for reliable grip
- Vibram® Q811 outsole: ideal for climbing performance



RED/BLACK
DRAGONTAIL LT
381044/202
381044/602
DRAGONTAIL GTX
381044/212
381044/612



SHARK/TAUPE
DRAGONTAIL LT
381044/201
381044/601
DRAGONTAIL GTX
381044/211
381044/611



JEANS/BLACK
DRAGONTAIL LT
381044/204
381044/604
DRAGONTAIL GTX
381044/214
381044/614

Size Range: UK

5 | 5,5 | 6 | 6,5 | 7 | 7,5 | 8 | 8,5 | 9 | 9,5 | 10 | 10,5 | 11 | 11,5 | 12 | 12,5 | 13 |
3 | 3,5 | 4 | 4,5 | 5 | 5,5 | 6 | 6,5 | 7 | 7,5 | 8 | 8,5 | 9 |

STICKY LIZARD MID GTX

FOR THE CLIMBER WHO APPRECIATES ANKLE PROTECTION AND THE MULTI-USE FUNCTION OF A LIGHT, NIMBLE SHOE. IDEAL FOR BOULDERING AND SCRAMBLING, YET HIGHLY SUITABLE FOR FAST TRAIL USE AND DAY HIKING.

BENEFITS: Great fit and very light with a technical last for climbers. Narrow last in the toe area and lace to toe closure ensures approach and bouldering performance. Great grip with Vibram's® SuperTrek compound. Supportive ankle height for light hiking.

TECHNICAL UPPER SPECIFICATIONS

- 1.6 mm water repellent suede; carefully shaped to improve wrap in the instep area
- Extra resistant mesh inserts
- Eyelet and tape webbing lace closure
- Rubber toe bumper provides abrasion resistance and protects toes
- G-beneFIT construction
- PU footbed with moisture and odor management properties
- Gore-Tex® lining for waterproof/breathable quality

Weight: 525 gr (1/2 pair size 8UK)

TECHNICAL SOLE FEATURES

- Bi-density EVA midsole for shock absorption and cushioning, with firmer density in the mid-foot area for more stability.
- Stabilising PU shank ensures heel area stability and mid foot control yet allows for flexibility in the forefoot area
- Vibram® Q973 outsole: sticky rubber compound, great grip, dependable lug pattern
- Rubber toe bumper provides abrasion resistance for both the upper and the midsole



STICKY LIZARD MID GTX

JEANS
381156/213
381156/613



STICKY LIZARD MID GTX

GREEN
381156/211
381156/611

Size Range: UK

 | 5 | 5,5 | 6 | 6,5 | 7 | 7,5 | 8 | 8,5 | 9 | 9,5 | 10 | 10,5 | 11 | 11,5 | 12 | 12,5 | 13 |
 | 3 | 3,5 | 4 | 4,5 | 5 | 5,5 | 6 | 6,5 | 7 | 7,5 | 8 | 8,5 | 9 |

STICKY LIZARD/GTX

FOR THE CLIMBING ENTHUSIAST LOOKING FOR A TECHNICAL YET VERSATILE EVERYDAY SHOE FOR APPROACH, SCRAMBLING AND INDOOR CLIMBING.

TECHNICAL UPPER SPECIFICATIONS

- 1.6 mm water repellent suede
- Extra resistant mesh inserts
- Wide rubber toe bumper offers abrasion resistance and toe protection
- Eyelet and tape webbing lace closure
- G-beneFIT construction
- PU footbed with moisture and odor management properties
- Available with a Gore-Tex® lining or a wicking, quick dry lining fabric

Weight: 475 gr (1/2 pair size 8UK)
485 gr (1/2 pair size 8UK) **GTX**

TECHNICAL SOLE FEATURES

- Bi-density EVA midsole for shock absorption and cushioning, with firmer density in the mid-foot area for more stability.
- Stabilising PU shank ensures heel area stability and mid foot control yet allows for flexibility in the forefoot area
- Vibram® Q973 outsole: sticky compound, great grip, dependable lug pattern
- Rubber toe bumper provides abrasion resistance for both the upper and the midsole

BENEFITS: Great fit and very light with a technical last for climbers. Narrow in the toe area with a lace to toe closure for climbing and bouldering performance. Dependable grip with Vibram's® SuperTrek rubber compound outsole. Extremely comfortable as everyday footwear for the upwardly mobile, scaling the walls of life.



STICKY LIZARD GTX
GREEN
381157/211
381157/611



JEANS
STICKY LIZARD
381157/203
381157/603
STICKY LIZARD GTX
381157/213
381157/613



STICKY LIZARD GTX
RED
381157/214
381157/614

Size Range: UK

5 | 5,5 | 6 | 6,5 | 7 | 7,5 | 8 | 8,5 | 9 | 9,5 | 10 | 10,5 | 11 | 11,5 | 12 | 12,5 | 13 |
3 | 3,5 | 4 | 4,5 | 5 | 5,5 | 6 | 6,5 | 7 | 7,5 | 8 | 8,5 | 9 |

STICKY N FAST VENTED

FOR THE OUTDOOR ENTHUSIAST LOOKING FOR A COOL LEISURE SHOE FOR EVERYDAY USE DURING SUMMER TIME, EXTREMELY BREATHABLE AND LIGHT, BUT "TRUE" BECAUSE OF ITS TECHNICAL CONTENT.

BENEFITS: Modern and cool design, inspired by barefoot technology, with a minimal lateral profile. Very breathable, great fit and very light but still with technical features. Dependable grip with Vibram's® SuperTrek rubber compound outsole.



STICKY N FAST VENTED
PRALINE/GREEN
381257/201
381257/601

TECHNICAL UPPER SPECIFICATIONS

- 1.6 mm water repellent suede leather
- Extremely breathable mesh panels
- Extra wide suede toe bumper offers abrasion resistance and toe protection
- Eyelet lace closure
- Extra soft collar
- Full leather tongue construction
- G-beneFIT construction
- PU footbed with moisture and odor management properties
- Quick dry lining fabric

Weight: 420 gr (1/2 pair size 8UK)

TECHNICAL SOLE FEATURES

- Dual-density EVA midsole for shock absorption and cushioning, with firmer density in the mid-foot area for more stability.
- Stabilising PU shank ensures heel area stability and mid foot control yet allows for flexibility in the forefoot area
- Vibram® Q973 outsole: sticky compound, great grip, dependable lug pattern

STICKY N FAST VENTED
SLATE/DK.FOREST
381257/202
381257/602



STICKY N FAST VENTED
ASH
381257/203
381257/603



STICKY N FAST VENTED
WASABI
381257/204
381257/604



STICKY N FAST VENTED
BLACK
381257/205
381257/605



Size Range: UK

5 | 5,5 | 6 | 6,5 | 7 | 7,5 | 8 | 8,5 | 9 | 9,5 | 10 | 10,5 | 11 | 11,5 | 12 | 12,5 | 13 |
3 | 3,5 | 4 | 4,5 | 5 | 5,5 | 6 | 6,5 | 7 | 7,5 | 8 | 8,5 | 9 |

STICKY N FAST

FOR THE OUTDOOR ENTHUSIAST LOOKING FOR A COOL LEISURE SHOE FOR EVERYDAY USE, EXTREMELY COMFORTABLE AND LIGHT, BUT "TRUE" BECAUSE OF ITS TECHNICAL CONTENT.

BENEFITS: Modern and cool design, inspired by barefoot technology, with a minimal lateral profile. Great fit and very light but still with technical features. Dependable grip with Vibram's® SuperTrek rubber compound outsole.

TECHNICAL UPPER SPECIFICATIONS

- 1.6 mm suede, 1.4 mm Nubuk leather, water repellent
- Extra wide suede toe bumper offers abrasion resistance, toe protection
- Eyelet lace closure
- Extra soft collar
- Full leather tongue construction
- G-beneFIT construction
- PU footbed with moisture and odor management properties
- Quick dry lining fabric

STICKY N FAST

SLATE/DK.FOREST
381256/202
381256/602

Weight: 445 gr (1/2 pair size 8UK)

TECHNICAL SOLE FEATURES

- Dual-density EVA midsole for shock absorption and cushioning, with firmer density in the mid-foot area for more stability.
- Stabilising PU shank ensures heel area stability and mid foot control yet allows for flexibility in the forefoot area
- Vibram® Q973 outsole: sticky compound, great grip, dependable lug pattern



Size Range: UK

 | 5 | 5,5 | 6 | 6,5 | 7 | 7,5 | 8 | 8,5 | 9 | 9,5 | 10 | 10,5 | 11 | 11,5 | 12 | 12,5 | 13 |
 | 3 | 3,5 | 4 | 4,5 | 5 | 5,5 | 6 | 6,5 | 7 | 7,5 | 8 | 8,5 | 9 |

STICKY BEAST/GTX

FOR THE OUTDOOR ENTHUSIAST LOOKING FOR A COOL AND TECHNICAL SHOE FOR EVERYDAY USE, EXTREMELY COMFORTABLE AND LIGHT, BUT "TRUE" BECAUSE OF ITS TECHNICAL CONTENT.

BENEFITS: Modern design, inspired by barefoot technology, with a minimal lateral profile. Great fit and very light but still with technical features. Dependable grip with Vibram's® SuperTrek rubber compound outsole.



RED

STICKY BEAST

381255/201

381255/601

STICKY BEAST GTX

381255/211

381255/611

TECHNICAL UPPER SPECIFICATIONS

- 1.6 mm water repellent suede
- Rubber toe bumper offers abrasion resistance, toe protection; baycast leather in the backstay
- Eyelet lace closure
- Extra soft collar
- Full leather tongue construction
- G-beneFIT construction
- PU footbed with moisture and odor management properties
- Quick dry lining fabric or Gore-Tex® lining

Weight: 425 gr (1/2 pair size 8UK)

435 gr (1/2 pair size 8UK) **GTX**

TECHNICAL SOLE FEATURES

- Dual-density EVA midsole for shock absorption and cushioning, with firmer density in the mid-foot area for more stability.
- Stabilising PU shank ensures heel area stability and mid foot control yet allows for flexibility in the forefoot area
- Vibram® Q973 outsole: sticky compound, great grip, dependable lug pattern



BLACK

STICKY BEAST

381255/202

381255/602

STICKY BEAST GTX

381255/212

381255/612



LEAD

STICKY BEAST

381255/205

381255/605

STICKY BEAST GTX

381255/215

381255/615



PRALINE

STICKY BEAST

381255/207

381255/607

STICKY BEAST GTX

381255/217

381255/617



BAMBOO

STICKY BEAST

381255/203

381255/603



TAUPE

STICKY BEAST

381255/206

381255/606



NAVY

STICKY BEAST

381255/208

381255/608

Size Range: UK



5 | 5,5 | 6 | 6,5 | 7 | 7,5 | 8 | 8,5 | 9 | 9,5 | 10 | 10,5 | 11 | 11,5 | 12 | 12,5 | 13 |



3 | 3,5 | 4 | 4,5 | 5 | 5,5 | 6 | 6,5 | 7 | 7,5 | 8 | 8,5 | 9 |

STICKY BEAST MID GTX

FOR THE OUTDOOR ENTHUSIAST LOOKING FOR A TECHNICAL MID CUT SHOE FOR EVERYDAY USE, EXTREMELY COMFORTABLE AND LIGHT, BUT "TRUE" BECAUSE OF ITS TECHNICAL CONTENT.

BENEFITS: Modern design, inspired by barefoot technology, with a minimal lateral profile. Great fit and very light but still with technical features. Dependable grip with Vibram's® SuperTrek rubber compound outsole.

TECHNICAL UPPER SPECIFICATIONS

- 1.6 mm water repellent suede
- Rubber toe bumper offers abrasion resistance, toe protection; baycast leather in the backstay
- Eyelet lace closure
- Extra soft collar
- Full leather tongue construction
- G-beneFIT construction
- PU footbed with moisture and odor management properties
- Gore-Tex® lining for waterproof protection

Weight: 545 gr (1/2 pair size 8UK)

TECHNICAL SOLE FEATURES

- Dual-density EVA midsole for shock absorption and cushioning, with firmer density in the mid-foot area for more stability.
- Stabilising PU shank ensures heel area stability and mid foot control yet allows flexibility in the forefoot area
- Vibram® Q973 outsole: sticky compound, great grip, dependable lug pattern



STICKY BEAST MID GTX

PRALINE
381112/211
381112/611



STICKY BEAST MID GTX

LEAD
381112/212
381112/612



STICKY BEAST MID GTX

BAMBOO
381112/213
381112/613

Size Range: UK

 | 5 | 5,5 | 6 | 6,5 | 7 | 7,5 | 8 | 8,5 | 9 | 9,5 | 10 | 10,5 | 11 | 11,5 | 12 | 12,5 | 13 |
 | 3 | 3,5 | 4 | 4,5 | 5 | 5,5 | 6 | 6,5 | 7 | 7,5 | 8 | 8,5 | 9 |

STICKY BOULDER/GTX

FOR THE CLIMBER WHO VALUES APPROACH STABILITY BLENDED WITH LIGHT WEIGHT. A GORE-TEX® OPTION IS AVAILABLE FOR WATERPROOF BREATHABILITY. THE VIBRAM® OUTSOLE PROVIDES APPROACH AND CLIMBING TRACTION. IDEAL FOR MIXED TERRAIN, TECHNICAL BOULDERING AND THE HARD SURFACES OF URBAN LIFE.

BENEFITS: The asymmetrical lace to toe closure ensures foot stability while climbing or bouldering. The close fitting last provides a good technical solution for casual climbers. Great climbing grip with Vibram's® SuperTrek compound.

TECHNICAL UPPER SPECIFICATIONS

- 1.6 mm water repellent suede
- Eyelets hardware and tape web lacing
- Rubber toe bumper and heel baycast support to protect the upper and the foot within the upper
- G-beneFIT construction
- PU footbed with moisture and odor management properties.
- Available with or without a Gore-Tex® lining

Weight: 435 gr (1/2 pair size 8UK)
445 gr (1/2 pair size 8UK) **GTx**

TECHNICAL SOLE FEATURES

- Bi-density microporous rubber midsole for shock absorption, stability and cushioning
- FrameFlex Light insole ensures stability; allows easy walking and forefoot flex
- SuperTrek sticky compound for reliable grip.
- Vibram® Q811 outsole: ideal for climbing performance



RED

STICKY BOULDER

381113/201
381113/601

STICKY BOULDER GTX

381113/211
381113/611

SANTORINI

STICKY BOULDER

381113/203
381113/603

STICKY BOULDER GTX

381113/213
381113/613



STICKY BOULDER

GREEN

381113/202
381113/602



STICKY BOULDER

PASSION

381113/204
381113/604



STICKY BOULDER

TAUPE

381113/205
381113/605



Size Range: UK



5 | 5,5 | 6 | 6,5 | 7 | 7,5 | 8 | 8,5 | 9 | 9,5 | 10 | 10,5 | 11 | 11,5 | 12 | 12,5 | 13 |



3 | 3,5 | 4 | 4,5 | 5 | 5,5 | 6 | 6,5 | 7 | 7,5 | 8 | 8,5 | 9 |





BACKPACKING

A RANGE OF LOAD BEARING
BOOTS OFFERING
A SPECTRUM OF OPTIONS
THAT BALANCE STABILITY
AND STRENGTH
WITH FRIENDLY WALKING
FEATURES.





52

DAKOTA



53

DAKOTA LITE GTX



54

IDAHO GTX



55

TOWER KERT GTX



56

NEBRASKA GTX



57

COLORADO GTX



58

ARCADIA GTX



59

UTAH GTX



60

SYNCRO II GTX



61

SYNCRO II PLUS GTX



62

TOWER LITE GTX



63

STORM GTX



64

PETRA GTX



65

CRODA GTX



66

TUNDRA III GTX

VIBRAM® G-DIAMOND COMPONENT SET

- A** Alveolen® footbed for better comfort.
- B** 2,5MM microporous layer for better cushioning.
- C** Extra light FrameFlex nylon insole for lightweight stability.
- D** Injected polyester spine to ensure lightness, stability and flex.
- E** Second injection to ensure better cushioning.
- F** **Vibram® G-Diamond S 215 Outsole**
Semiblocked lugs in the toe area for better grip while climbing and scrambling.
"Diamond" lugs on the central axis to improve multidirectional grip and stability, without adding too much weight.
Forefoot lug design to enhance ascending grip.
Concave heel brake.
Semiblocked lugs in the heel area for better heel strike.



BACKTRACKING

VIBRAM® G-DIAMOND IV COMPONENT SET

A Bi-injected Frameflex Light nylon insole.

B Dual-density PU midsole

- First injection to ensure better cushioning.
- Second injected spine to ensure lightness, stability and flex.

C Vibram® G-Diamond S 215 Outsole

Semiblocked lugs in the toe area for better grip while climbing and scrambling.
"Diamond" lugs on the central axis to improve multidirectional grip and stability, without adding too much weight.
Forefoot lug design to enhance ascending grip.
Concave heel brake.
Semiblocked lugs in the heel area for better heel strike.



VIBRAM® TSH 2 09 COMPONENT SET

A Midsole

Dual EVA stiffness pads to provide comfortable ride and additional heel strike support (heel insert).

B Spine

Energy frame to ensure mid-foot stiffness.

C Vibram® Outsole

Textured lugs and aggressive profile for better traction. Spaced lugs for self cleaning. True heel for braking.



PACKPACKING



DAKOTA

FOR THE FREQUENT BACKPACKER CARRYING HEAVY LOADS. AN EXTREMELY VERSATILE 3-SEASON BOOT FOR BACKPACKING AND MIXED MOUNTAINEERING. USED BY PROFESSIONAL CREWS FOR TRAIL MAINTENANCE AND SUPPLYING HUTS. IDEAL FOR ACTIVITY ON RUGGED TERRAIN INCLUDING CROSSING ICE AND SNOW FIELDS WITH CRAMPONS.

BENEFITS: A great semi-automatic crampon-able boot. The one piece leather upper wraps around the foot to provide a great fit and reliable weather protection. Extremely comfortable underfoot due to the midsole shock absorption, yet still robust and stable for multi-day treks with heavy loads.



DAKOTA
SLATE
341085/203
341085/603

TECHNICAL UPPER SPECIFICATIONS

- 2.4 mm one piece nubuk leather: very durable and comfortably wraps the foot
- Split leather in the backstay
- Ball bearing hardware: for easy and precise lacing
- G-beneFIT construction
- Cambrelle lining for rapid drying
- Rubber toe bumper for additional protection

Weight: 890 gr (1/2 pair size 8UK)

TECHNICAL SOLE FEATURES

- FrameFlex Mid nylon insole for full length, full width support and protection
- Crampon-compatible for semi-automatic crampons
- Deeply cupped PU midsole for better lateral stability and upper protection
- Vibram® IceTrek outsole with deep, well-spaced and self-cleaning textured lugs for better grip on both soft and hard surfaces

Size Range: UK

5 | 5,5 | 6 | 6,5 | 7 | 7,5 | 8 | 8,5 | 9 | 9,5 | 10 | 10,5 | 11 | 11,5 | 12 | 12,5 | 13 | 13,5 |
3 | 3,5 | 4 | 4,5 | 5 | 5,5 | 6 | 6,5 | 7 | 7,5 | 8 | 8,5 | 9 | 9,5 |

DAKOTA LITE GTX

THE IDEAL BOOT FOR THE SKILLED BACKPACKER WHO APPRECIATES LIGHTWEIGHT BOOTS FOR FAST PACED ACTIVITIES. EXTREMELY VERSATILE FOR BACKPACKING AND MIXED MOUNTAINEERING.

TECHNICAL UPPER SPECIFICATIONS

- 2.4 mm nubuk leather for better durability. It wraps and supports the foot.
- New technical last
- Soft leather collar to keep out debris
- New full leather tongue for better comfort
- Speed lace hardware for easy and precise lacing and tape webbing at the instep
- G-beneFIT construction
- Gore-Tex® Sierra lining ensures waterproof protection and breathability
- 360° rubber rand for additional protection and scuff resistance
- New Alveolen® footbed (EVA, resin and felt) for lightweight comfort

Weight: 768 gr (1/2 pair size 8UK)

TECHNICAL SOLE FEATURES

- New FrameFlex extra light nylon insole for more stability plus 2,5mm EVA layer for more comfort
- New dual-density polyester injection for better compression resistance combined with extreme lightness
 - medium density to ensure comfort (grey injection)
 - firm density provides mid-foot stability and forefoot flex (yellow injection)
- New Vibram® G-Diamond outsole



DAKOTA LITE GTX
ARID
341086/211
341086/611

BENEFITS: Lightweight, for fast paced treks. Great fit due to its one piece leather upper that wraps and supports the foot.

Size Range: UK

 | 5 | 5,5 | 6 | 6,5 | 7 | 7,5 | 8 | 8,5 | 9 | 9,5 | 10 | 10,5 | 11 | 11,5 | 12 | 12,5 | 13 |
 | 3 | 3,5 | 4 | 4,5 | 5 | 5,5 | 6 | 6,5 | 7 | 7,5 | 8 | 8,5 | 9 |

IDAHO GTX

FOR THE SKILLED BACKPACKER CARRYING HEAVY LOADS AND REQUIRING A SUPPORTIVE BOOT. BACKPACKING OR MIXED MOUNTAINEERING VERSATILITY.

TECHNICAL UPPER SPECIFICATIONS

- 2,4 mm nubuk leather for better durability. It wraps and supports the foot
- Ball bearing hardware for easy and precise lacing
- Instep notch improves forward flexibility and is especially beneficial while ascending
- G-beneFIT construction
- Gore-Tex® Sierra lining ensures waterproof protection and breathability
- 360° rubber rand for additional protection and scuff resistance

Weight: 875 gr (1/2 pair size 8UK)

TECHNICAL SOLE FEATURES

- FrameFlex Mid insole for full width, full length support and protection
- Dual-density microporous rubber:
 - medium density for a comfortable ride;
 - firm density for better stability
- Vibram® Lagorai outsole with deep lugs for soft surface traction and a true heel for better braking. Semi blocked toe area for additional durability. Crampon-compatible for semiautomatic crampons.



IDAHO GTX

ARID

341043/211
341043/611

BENEFITS: High, supportive cuff for heavy loads and off-trail terrain. Dual density microporous rubber midsole provides cushioning. Firmer material adds stability and compliments the FrameFlex Mid insole while adding only minimal weight.

Size Range: UK

 | 5 | 5,5 | 6 | 6,5 | 7 | 7,5 | 8 | 8,5 | 9 | 9,5 | 10 | 10,5 | 11 | 11,5 | 12 | 12,5 | 13 |
 | 3 | 3,5 | 4 | 4,5 | 5 | 5,5 | 6 | 6,5 | 7 | 7,5 | 8 | 8,5 | 9 |

TOWER KERT GTX

FOR THE MODERN BACKPACKER WHO PREFERS A LIGHT SET UP, NIMBLE FOOTWEAR IN A MODERN DESIGN. FOR BACKPACKING AND HIKING ACTIVITIES AND LOW GRADE CLIMBING.

BENEFITS: Extremely light boot construction, thanks to the injected midsole technology which provides long lasting cushioning. The exclusive design creates a family feeling with the other "Towers". The Vibram® G-diamond S 215 outsole provides extremely good grip with less weight.



TOWER KERT GTX
TAUPE/CARIBOU
341048/211
341048/611

TECHNICAL UPPER SPECIFICATIONS

- 1.8 mm suede leather and Cordura® mesh for better resistance and breathability
- Toe climbing rubber cap for more forefoot protection
- Soft collar for long lasting comfort
- Flex notch at instep for more comfortable walking
- Lace hardware: hooks on the cuff, tape webbing and eyelet
- Lace to toe closure allows precise fit
- Extra ankle support enhances confidence on tricky terrain
- G-beneFIT construction
- Gore-Tex® Sierra lining for waterproof/breathable protection
- New Alveolen® footbed (EVA, resin and felt) for lightweight comfort

Weight: 690 gr (1/2 pair size 8 UK)

TECHNICAL SOLE FEATURES

- FrameFlex extra light nylon insole for more stability plus 2,5mm EVA layer for more comfort
- Dual-density polyester injection for better compression resistance combined with extreme lightness
 - medium density to ensure comfort grey injection)
 - firm density provides midfoot stability and forefoot flex (yellow injection)
- Vibram® G-Diamond outsole



TOWER KERT GTX
DATE/CAPPUCCINO
341048/212
341048/612



TOWER KERT GTX
BAMBOO/PLASTER
341048/213
341048/613

Size Range: UK

 | 5 | 5,5 | 6 | 6,5 | 7 | 7,5 | 8 | 8,5 | 9 | 9,5 | 10 | 10,5 | 11 | 11,5 | 12 | 12,5 | 13 |
 | 3 | 3,5 | 4 | 4,5 | 5 | 5,5 | 6 | 6,5 | 7 | 7,5 | 8 | 8,5 | 9 |

NEBRASKA GTX

FOR THE SKILLED BACKPACKER WHO APPRECIATES LIGHTWEIGHT BOOTS. HIGHLY RECOMMENDED FOR BACKPACKING AND MIXED MOUNTAINEERING YET STILL IDEAL FOR DAY HIKING ACTIVITIES, ADVENTURE TRAVEL, MOUNTAIN TOWN USE.

BENEFITS: FrameFlex light insole for easy walking in a supportive leather boot. Waterproof/breathable Gore-Tex® lining. The boot is very light thanks also to the Vibram® G-Diamond S 215 outsole.

TECHNICAL UPPER SPECIFICATIONS

- 2.2 mm nubuk leather for better abrasion resistance
- Lace lock on the instep allows lacing tension options
- Hardware hooks on the cuff
- G-beneFIT construction
- 360° rubber rand for additional protection and wear resistance
- Tall cuff provides support
- Gore-Tex® Sierra for waterproof protection and breathability

Weight: 680 gr (1/2 pair size 8UK)

TECHNICAL SOLE FEATURES

- FrameFlex light insole: full length, full width support and protection
- Dual-density microporous rubber midsole:
 - medium density for a comfortable ride;
 - firm density for better stability (darker color)
- Vibram® G-Diamond S 215 outsole: deep lugs for soft surface traction, true heel for better braking, semi blocked toe for additional durability, light compound

NEBRASKA GTX
DK.BROWN
381026/211
381026/611



NEBRASKA GTX
SLATE
381026/212
381026/612



Size Range: UK

 | 5 | 5,5 | 6 | 6,5 | 7 | 7,5 | 8 | 8,5 | 9 | 9,5 | 10 | 10,5 | 11 | 11,5 | 12 | 12,5 | 13 |
 | 3 | 3,5 | 4 | 4,5 | 5 | 5,5 | 6 | 6,5 | 7 | 7,5 | 8 | 8,5 | 9 |

PACKTRACKING

COLORADO/GTX

FOR THE SKILLED BACKPACKER WHO APPRECIATES SUPPORTIVE AND HIGH BOOTS. EXTREMELY VERSATILE FOR HEAVY BACKPACKING OR MIXED MOUNTAINEERING. IDEAL FOR MOUNTAIN TRAVERSING AND ADVENTURE TRAVEL.

BENEFITS: New boot with a modern set up, even if on a traditional construction, for upgraded backpackers. The dual-density PU midsole provides a cushioned ride with shock dampening and insulation capabilities. Extremely comfortable collar. The Vibram® G-Diamond S 215 outsole provides a lighter platform.



COLORADO GTX
BROWN
381114/211
381114/611

TECHNICAL UPPER SPECIFICATIONS

- 2,2 mm nubuk leather for better abrasion resistance
- G-beneFIT construction
- Speed lace hardware hooks and metallic hardware
- Extra soft and high leather collar
- 360° rubber rand for additional protection/extra molded suede heel rand
- Tall cuff for improved ankle support
- Gore-Tex® Sierra lining provides dependable waterproof/breathable protection. Available also with a full grain leather and suede lining.
- PU footbed for better breathability and comfort

Weight: 770 gr (1/2 pair size 8UK)
748 gr (1/2 pair size 8UK) **GTX**

TECHNICAL SOLE FEATURES

- Bi-injected FrameFlex light insole: full length, full width
- Dual-density PU midsole:
 - medium density for a comfortable ride (light color).
 - firm density for better stability (darker color). Spine system with a lasting board construction.
- Vibram® G-Diamond S 215 outsole: deep lugs for soft surface traction, true heel for better braking, semi blocked toe area for additional durability, very light set up.



COLORADO GTX
SLATE
381114/212
381114/612



COLORADO GTX
NAVY
381114/213
381114/613



COLORADO
BROWN
381114/201
381114/601

Size Range: UK

 | 5 | 5,5 | 6 | 6,5 | 7 | 7,5 | 8 | 8,5 | 9 | 9,5 | 10 | 10,5 | 11 | 11,5 | 12 | 12,5 | 13 |
 | 3 | 3,5 | 4 | 4,5 | 5 | 5,5 | 6 | 6,5 | 7 | 7,5 | 8 | 8,5 | 9 |

ARCADIA GTX

A TRADITIONAL YET APPEALING BOOT FOR THE ACTIVE HIKER WHO NEEDS AN ALL-WEATHER CONDITION BOOT. IDEAL FOR DAY HIKING, MEDIUM WEIGHT BACKPACKING, EVEN YEAR ROUND TRAIL WALKING AND PHOTOGRAPHY.

BENEFITS: Very light and stable thanks to the full length, full width nylon insole and a comfortable anatomic forefoot flex. The anatomically directed design wraps the nubuk leather closely around the foot. The upper has minimal seams, and an intelligent hardware selection to provide a comfortable, supportive fit that works with the foot's natural asymmetry. The EVA platform cushions the foot during long days on the trail; an additional gel insert in the heel area offers a more comfortable ride.



ARCADIA GTX
BRACKEN
381071/613



ARCADIA GTX
NAVY
381071/614

TECHNICAL UPPER SPECIFICATIONS

- 1.6 mm nubuk leather for better abrasion resistance
- Split leather backstay adds extra structure and support
- Hardware hooks and lace webbing at the instep for easy and precise lacing.
- Rubber toe cap for additional protection
- G-beneFIT construction
- Extra soft collar with mesh for better comfort
- Gore-Tex® Sierra lining provides dependable waterproof/breathable protection

Weight: 485 gr (1/2 pair size 5UK)

TECHNICAL SOLE FEATURES

- FrameFlex light insole: full length, full width. Lasting board construction.
- EVA midsole for excellent light weight and good compression resistance; extra gel insert in the heel area provides additional cushioning
- Vibram® S218 Fiore outsole: deep and spaced lugs for enhanced grip and light weight, better mud and water drainage.

Size Range: UK

✿ | 3 | 3,5 | 4 | 4,5 | 5 | 5,5 | 6 | 6,5 | 7 | 7,5 | 8 | 8,5 | 9 |

PACKTRACKING

UTAH GTX

FOR THE SKILLED BACKPACKER WHO APPRECIATES LIGHTWEIGHT BOOTS IN A MODERN YET TRADITIONAL SET UP. HIGHLY RECOMMENDED FOR BACKPACKING AND MIXED MOUNTAINEERING YET STILL IDEAL FOR DAY HIKING ACTIVITIES, ADVENTURE TRAVEL, MOUNTAIN TOWN USE.

BENEFITS: FrameFlex light insole for easy walking flex in a supportive leather boot. Waterproof/breathable Gore-Tex® lining. The boot is very light thanks also to the Vibram® G-Diamond S 215 outsole.



UTAH GTX
FOREST
381066/612



UTAH GTX
NAVY
381066/613



UTAH GTX
PRALINE
381066/614

TECHNICAL UPPER SPECIFICATIONS

- 1.6 mm Nubuk leather for better abrasion resistance
- Lace webbing on the instep allows lacing tension options
- Hardware hooks on the cuff and metallic hardware
- G-beneFIT construction
- Rubber toe protection for additional wear resistance and suede in the backstay
- Tall cuff provides support, soft mesh on the collar
- Gore-Tex® Sierra lining for waterproof protection and breathability

Weight: 480 gr (1/2 pair size 5UK)

TECHNICAL SOLE FEATURES

- FrameFlex light insole: full length, full width support and protection
- Dual-density microporous rubber midsole:
 - medium density for a comfortable ride
 - firm density for better stability
- Vibram® G-Diamond S 215 outsole: deep lugs for soft surface traction, true heel for better braking, semi blocked toe for additional durability, extra light compound

Size Range: UK

✿ | 3 | 3,5 | 4 | 4,5 | 5 | 5,5 | 6 | 6,5 | 7 | 7,5 | 8 | 8,5 | 9 |

BACKPACKING

SYNCR0 II GTX

A TRADITIONAL BOOT FOR THE ACTIVE HIKER WHO NEEDS AN ALL-WEATHER CONDITION BOOT. DAY HIKING, MEDIUM WEIGHT BACKPACKING, EVEN YEAR ROUND TRAIL WALKING AND PHOTOGRAPHY.

BENEFITS: Full length, full width nylon insole for stability and a comfortable anatomic forefoot flex. G-beneFIT construction wraps the nubuk leather closely around the foot. The upper has minimal seams and an intelligent hardware selection to provide a comfortable, supportive fit that works with the foot's natural asymmetry. PU platform cushions the foot during long days on the trail.



SYNCR0 II GTX
DK.BROWN
381069/211
381069/611



SYNCR0 II GTX
SLATE
381069/212
381069/612

TECHNICAL UPPER SPECIFICATIONS

- 2.2 mm nubuk leather for better abrasion resistance
- Split leather backstay adds extra structure and support
- G-beneFIT construction
- Hardware hooks and eyelets for easy and precise lacing.
- Gore-Tex® Sierra lining provides dependable waterproof/breathable protection

Weight: 740 gr (1/2 pair size 8UK)

TECHNICAL SOLE FEATURES

- FrameFlex light insole: full length, full width
- PU midsole for better stability and compression resistance
- Vibram® Ground Control outsole: chevron textured lugs for braking and enhanced grip, semi-blocked toe lugs for longer sole wear

Size Range: UK

 | 5 | 5,5 | 6 | 6,5 | 7 | 7,5 | 8 | 8,5 | 9 | 9,5 | 10 | 10,5 | 11 | 11,5 | 12 | 12,5 | 13 |
 | 3 | 3,5 | 4 | 4,5 | 5 | 5,5 | 6 | 6,5 | 7 | 7,5 | 8 | 8,5 | 9 |

PACKBACKING

SYNCR0 II PLUS GTX

FOR THE HIKER WHO NEEDS AN ALL-AROUND BOOT FOR ALL WEATHER CONDITIONS. DURABLE TOP GRAIN LEATHER SHEDS DEBRIS EASILY. IDEAL FOR LIGHT ALPINE TRAVEL, HEAVY LOAD BACKPACKING, DAY HIKING, BIRDING, WILDERNESS PHOTOGRAPHY.

BENEFITS: FrameFlex light insole provides stability for multi-day backpacking and heavy loads. PU platform cushions during long days on the trail.



SYNCR0 II PLUS GTX
DARK BROWN
381037/211
381037/611



SYNCR0 II PLUS GTX
BLACK
381037/212
381037/612

TECHNICAL UPPER SPECIFICATIONS

- 2.2 mm top grain leather sheds water and debris
- Rubber toe bumper for additional protection and ceraprene in the backstay
- G-beneFIT construction
- Hardware hooks and eyelets for easy and precise lacing.
- Gore-Tex® Sierra lining provides dependable waterproof/breathable protection

Weight: 720 gr (1/2 pair size 8UK)

TECHNICAL SOLE FEATURES

- FrameFlex light insole: full length, full width
- PU midsole for better stability and compression resistance
- Vibram® Ground Control outsole: chevron textured lugs for braking and enhanced grip, semi-blocked toe lugs for longer sole wear

Size Range: UK

 | 5 | 5,5 | 6 | 6,5 | 7 | 7,5 | 8 | 8,5 | 9 | 9,5 | 10 | 10,5 | 11 | 11,5 | 12 | 12,5 | 13 |
 | 3 | 3,5 | 4 | 4,5 | 5 | 5,5 | 6 | 6,5 | 7 | 7,5 | 8 | 8,5 | 9 |

BACKPACKING

TOWER LITE GTX

WHETHER BACKPACKING, ON APPROACHES, OR DURING ALPINE TRAVEL, THE TOWER LITE GTX WILL BECOME A FAVORITE OF THE SKILLED CONSUMER WHO FREQUENTLY GOES ON FAST PACED EXCURSIONS. EXTREMELY VERSATILE AND LIGHTWEIGHT, IDEAL FOR BACKPACKING AND MIXED MOUNTAINEERING USE.

BENEFITS: A light and low profile upper for fast paced use. The lace to toe design provides additional forefoot sensitivity for scrambling and technical hikes. The Vibram® G-Diamond S 215 outsole provides a very light platform.



TOWER LITE GTX
ASH/RED
381047/216
381047/616

TECHNICAL UPPER SPECIFICATIONS

- 1.8 mm suede leather for better abrasion resistance
- Rubber toe bumper protects both the foot and the upper
- Hooks and tape web lacing hold foot securely, even when descending
- G-beneFIT construction
- Lace to toe for better climbing performance
- Tall cuff for improved support
- Gore-Tex® Sierra lining provides dependable waterproof/breathable protection

Weight: 645 gr (1/2 pair size 8UK)

TECHNICAL SOLE FEATURES

- FrameFlex light insole: full length, full width
- Dual-density microporous rubber midsole:
 - medium density for a comfortable ride;
 - firm density for better stability (darker color)
- Vibram® G-Diamond S 215 outsole: deep lugs for soft surface traction, true heel for better braking, semi-blocked toe for additional durability, very light set up



TOWER LITE GTX
TUNDRA/SHARK
381047/213
381047/613



TOWER LITE GTX
JEANS/PLASTER
381047/214
381047/614



TOWER LITE GTX
TUNDRA/GREEN
381047/215
381047/615

Size Range: UK

 | 5 | 5,5 | 6 | 6,5 | 7 | 7,5 | 8 | 8,5 | 9 | 9,5 | 10 | 10,5 | 11 | 11,5 | 12 | 12,5 | 13 | 13,5 |
 | 3 | 3,5 | 4 | 4,5 | 5 | 5,5 | 6 | 6,5 | 7 | 7,5 | 8 | 8,5 | 9 | 9,5 |

PACKTRACKING

STORM GTX

FOR ALL-WEATHER DAY HIKES AND LIGHT MULTI-DAY TRIPS. DOUBLE EVA MIDSOLE COMPONENT, WITH EXTRA CUSHIONING IN THE HEEL AREA AND TPU STABILISER IN THE MEDIAL HEEL AND MID FOOT AREA. ALL WEATHER WALKING, TRAIL OR URBAN USE.

BENEFITS: Stable and supportive boot for light to medium trails, but light and comfortable enough for everyday use. A very protective travel shoe, for all types of climates, thanks to the Gore-Tex® lining.



STORM GTX
BLACK/YELLOW
381115/211

TECHNICAL UPPER SPECIFICATIONS

- 1.6 mm water repellent suede leather and abrasion resistant mesh
- Full height ankle protection and stability
- Speed lacing hardware, tape webbing and lace lock at the instep
- Rubber toe bumper for added protection and baycast in the backstay
- G-beneFIT construction
- PU footbed for breathability and moisture management
- Gore-Tex® Sierra lining

Weight: 560 gr (1/2 pair size 8UK)

TECHNICAL SOLE FEATURES

- TSH 2 09 component set with dual-density EVA midsole, ensures comfort and heel strike shock absorption.
- Frameflex extralight insole (lasting board construction) together with Garmont® spine system to ensure stability and fore-foot flexibility



STORM GTX
GREEN
381115/212
381115/612



STORM GTX
NAVY
381115/213



STORM GTX
RED/CIMENT
381115/214



STORM GTX
SHARK/CIMENT
381115/215
381115/615



STORM GTX
TAUPE
381115/216
381115/616

Size Range: UK

 | 5 | 5,5 | 6 | 6,5 | 7 | 7,5 | 8 | 8,5 | 9 | 9,5 | 10 | 10,5 | 11 | 11,5 | 12 | 12,5 | 13 |
 | 3 | 3,5 | 4 | 4,5 | 5 | 5,5 | 6 | 6,5 | 7 | 7,5 | 8 | 8,5 | 9 |

BACKPACKING

PETRA GTX

FOR ALL-WEATHER DAY HIKES AND LIGHT MULTI-DAY TRIPS. DOUBLE EVA MIDSOLE COMPONENT, WITH EXTRA CUSHIONING IN THE HEEL AREA AND TPU STABILISER IN THE MEDIAL HEEL AND MID FOOT AREA. ALL WEATHER WALKING, TRAIL OR URBAN USE.

BENEFITS: Stable and supportive boot for heavy trails, but light and comfortable enough for everyday use. A very protective travel shoe, for all types of climates, thanks to the Gore-Tex® lining.



PETRA GTX
CIMENT
381116/611

TECHNICAL UPPER SPECIFICATIONS

- 1.6 mm water repellent suede leather and abrasion resistant mesh
- Full height ankle protection and stability
- Speed lacing hardware, tape webbing and metallic eyelets
- Suede bumper for added protection
- G-beneFIT construction
- PU footbed for breathability and moisture management
- Gore-Tex® Sierra lining

Weight: 455 gr (1/2 pair size 5UK)

TECHNICAL SOLE FEATURES

- TSH 2 09 component set with dual-density EVA midsole, ensures comfort and heel strike shock absorption.
- Garmont® spine system to ensure stability and fore-foot flexibility (strobel construction)



PETRA GTX
LEAD
381116/612



PETRA GTX
TAUPE
381116/613

Size Range: UK

✿ | 3 | 3,5 | 4 | 4,5 | 5 | 5,5 | 6 | 6,5 | 7 | 7,5 | 8 | 8,5 | 9 |

PACKTRACKING

CRODA GTX

WHETHER BACKPACKING, ON APPROACHES, OR DURING ALPINE TRAVEL, THE CRODA GTX WILL BECOME A FAVORITE OF THE SKILLED CONSUMER WHO FREQUENTLY GOES ON FAST PACED EXCURSIONS. EXTREMELY VERSATILE AND LIGHTWEIGHT, IDEAL FOR BACKPACKING AND MIXED MOUNTAINEERING USE.

BENEFITS: A light and low profile upper for fast paced use. The lace to toe design provides additional forefoot sensitivity for scrambling and technical hikes. The extra light and durable dual-injected PU midsole with the Vibram® G-Diamond S 215 outsole provides a lighter platform.



CRODA GTX
ASH/RED
381117/214
381117/614

TECHNICAL UPPER SPECIFICATIONS

- 1.8 mm suede leather for better abrasion resistance
- Rubber toe bumper protects both the foot and the upper
- G-beneFIT construction
- Hooks and leather web lacing hold foot securely, even when descending
- Heel lock for better lace tensioning
- Lace to toe for better climbing performance
- Tall cuff for improved support
- Gore-Tex® Sierra lining provides dependable waterproof/breathable protection

Weight: 728 gr (1/2 pair size 8UK)

TECHNICAL SOLE FEATURES

- Bi-injected FrameFlex light insole: full length, full width
- Dual-density PU midsole:
 - medium density for a comfortable ride (light color);
 - firm density for better stability (darker color)
- Vibram® G-Diamond S 215 outsole: deep lugs for soft surface traction, true heel for better braking, semi-blocked toe for additional durability, very light set up



CRODA GTX
FOREST/ASH
381117/211
381117/611



CRODA GTX
TUNDRA/SHARK
381117/212
381117/612



CRODA GTX
TAUPE/CARIBOU
381117/213
381117/613

Size Range: UK

 | 5 | 5,5 | 6 | 6,5 | 7 | 7,5 | 8 | 8,5 | 9 | 9,5 | 10 | 10,5 | 11 | 11,5 | 12 | 12,5 | 13 |
 | 3 | 3,5 | 4 | 4,5 | 5 | 5,5 | 6 | 6,5 | 7 | 7,5 | 8 | 8,5 | 9 |

BACKPACKING

TUNDRA III GTX

FOR THE SKILLED BACKPACKER WHO APPRECIATES LIGHTWEIGHT BOOTS. EXTREMELY VERSATILE FOR LIGHT BACKPACKING OR MIXED MOUNTAINEERING. IDEAL FOR DAY HIKING, ADVENTURE TRAVEL, MOUNTAIN TOWN USE.

BENEFITS: Lightweight materials and a classic design for precise fit. The microporous rubber midsole provides a cushioned ride with shock dampening and insulation capabilities. The Vibram® G-Diamond S 215 outsole provides a very light platform.



TUNDRA III GTX
TAUPE/CARIBOU
381180/218

TECHNICAL UPPER SPECIFICATIONS

- 1.8 mm suede leather and mesh for better abrasion resistance
- Lace lock on the instep allows lace tension options
- Hardware hooks
- G-beneFIT construction
- Suede toe bumper adds an extra layer of forefoot protection
- Tall cuff for improved support
- Gore-Tex® Sierra lining provides dependable waterproof/breathable protection

Weight: 615 gr (1/2 pair size 8UK)

TECHNICAL SOLE FEATURES

- FrameFlex light insole: full length, full width
- Dual-density microporous rubber midsole:
 - medium density for a comfortable ride;
 - firm density for better stability
- Vibram® G-Diamond S 215 outsole: deep lugs for soft surface traction, true heel for better braking, semi blocked toe area for additional durability, very light set up



TUNDRA III GTX
SHARK/FOREST
381180/211



TUNDRA III GTX
ACAJOU/SAND
381180/212



TUNDRA III GTX
SHARK/CIMENT
381180/213




TUNDRA III GTX
ASH/PLASTER
381180/217


Size Range: UK



| 3 | 3,5 | 4 | 4,5 | 5 | 5,5 | 6 | 6,5 | 7 | 7,5 | 8 | 8,5 | 9 | 9,5 | 10 | 10,5 | 11 | 11,5 | 12 | 12,5 | 13 |







TRAIL SPORT

CRUISING COMFORT
FOR OFF-ROAD, ON-ROAD
AND EVERYDAY USE.
ENOUGH STABILITY
FOR LIGHT LOADS ON TRAIL.
CIVILIZED LOOK AND STYLING
WITH TRAIL CAPABILITIES.



74

ZENITH MID GTX



75

ZENITH TRAIL GTX



76

FLASH GTX



77

ECLIPSE GTX



78

ECLIPSE VENTED



79

ZENITH HIKE GTX



80

SITKA GTX



81

AMICA TRAIL GTX



82

NEW MONTELLO/GTX



83

AMICA LITE



84

AURORA/GTX

VIBRAM® TSH 2 09 COMPONENT SET

A Midsole

Dual EVA stiffness pads to provide comfortable ride and additional heel strike support (heel insert).

B Spine

Energy frame to ensure mid-foot stiffness.

C Vibram® Outsole

Textured lugs and aggressive profile for better traction. Spaced lugs for self cleaning. True heel for braking.



SPORT TRAILSPORT



ZENITH MID GTX

FOR ALL WEATHER HIKES AND MULTI-DAY TRIPS, MEDIUM LOAD CARRYING. FEATURING A DUAL MIDSOLE AND ARTICULATED TPU SPINE FOR SUPPORT. THE MIDSOLE HAS A PU PERIMETER FROM THE HEEL TO MID FOOT THAT PROMOTES STABILITY. THE EVA COMFORT CORE MINIMISES WEIGHT AND PROVIDES AN EASY WALKING STRIDE. ALL WEATHER WALKING, TRAIL, OR URBAN.

BENEFITS: A breathable mid cut design featuring a heel lock retention system, asymmetrical cuff and stabilising PU perimeter midsole. The lightweight EVA comfort core makes this boot versatile and quick on the trail. Breathability, Gore-Tex® waterproofing and all around support make this the perfect three-season boot.



ZENITH MID GTX
ANTHRACITE
381161/211

TECHNICAL UPPER SPECIFICATIONS

- 1.6 mm water repellent nubuk
- Highly breathable abrasion resistant mesh
- Mid-cut design for stability and ankle protection
- Rust resistant hardware and tape webbing closure
- Heel lock closure system
- Gusseted, padded tongue keeps out debris
- Asymmetrical cuff height for comfort and support
- Rubber toe bumper for added protection
- G-beneFIT construction for instant fit with minimal break-in
- PU footbed for breathability and moisture management
- Gore-Tex® XCR lining

Weight: 550 gr (1/2 pair size 8UK)

TECHNICAL SOLE FEATURES

- PU perimeter midsole provides stability and resists compression set.
- EVA comfort core reduces swing weight and provides shock attenuation.
- Vibram® Q768 outsole offers stability and grip on varying terrains, semi blocked heel lugs for braking and deceleration; perimeter stability lugs
- Garmont TPU Spine system provides mid-foot support and improved forefoot flex



ZENITH MID GTX
BROWN
381161/213



ZENITH MID GTX
CHOCOLATE CHIP
381161/214

Size Range: UK



| 6 | 6,5 | 7 | 7,5 | 8 | 8,5 | 9 | 9,5 | 10 | 10,5 | 11 | 11,5 | 12 | 12,5 | 13 |

ZENITH TRAIL GTX

FOR THOSE WANTING THE STABILITY OF A BOOT IN A BREATHABLE LOW CUT SHOE. IDEAL FOR ALL-WEATHER HIKES AND MULTI-DAY TRIPS. THE DUAL MIDSOLE AND ARTICULATED TPU SPINE OFFER SOLID SUPPORT. THE PU PERIMETER MIDSOLE HAS A LIGHTWEIGHT INTEGRATED EVA CORE. TOGETHER, THESE MATERIALS COMBINE TO PROMOTE STABILITY AND COMFORT WITH MINIMAL WEIGHT.

BENEFITS: A breathable mid cut design featuring a heel lock retention system that wraps the foot to provide incredible heel hold and support. The asymmetrical cuff and stabilising PU midsole perimeter combine with a lightweight EVA comfort core that makes this boot versatile and quick on the trail. Gore-Tex® waterproof breathability and all around support make this the perfect three-season hiking shoe.

TECHNICAL UPPER SPECIFICATIONS

- 1.6 mm water repellent nubuk and abrasion resistant mesh
- Hook hardware and tape webbing lace closure
- Heel lock closure system
- Rubber toe bumper for added protection
- G-beneFIT construction for instant fit with minimal break-in
- PU footbed for breathability and moisture management
- Low cut for improved agility
- Gore-Tex® XCR lining

ZENITH TRAIL GTX
BROWN
381162/211



Weight: 510 gr (1/2 pair size 8UK)

TECHNICAL SOLE FEATURES

- PU perimeter midsole provides stability and resists compression set.
- EVA comfort core reduces swing weight and provides shock attenuation.
- Vibram® Q768 outsole offers stability and grip on varying terrains, semi blocked heel lugs for braking and descents; perimeter stability lugs
- Garmont TPU Spine system provides mid foot support and improved forefoot flex

ZENITH TRAIL GTX
ANTHRACITE
381162/213



ZENITH TRAIL GTX
DK.FOREST
381162/215



Size Range: UK



6 | 6,5 | 7 | 7,5 | 8 | 8,5 | 9 | 9,5 | 10 | 10,5 | 11 | 11,5 | 12 | 12,5 | 13 |

FLASH GTX

AN EVERGREEN "GARMONT CLASSIC" IN A COMPLETELY NEW SET UP; FOR ALL WEATHER DAY HIKES AND LIGHT MULTI-DAY TRIPS. NEW EVA MIDSOLE WITH AN ADDITIONAL HEEL STRIKE SUPPORT, TPU SPINE TO STABILISE AND VIBRAM® OUTSOLE ARE INTEGRATED TO REDUCE WEIGHT AND PROVIDE AN EASY WALKING STRIDE. ALL WEATHER WALKING, TRAIL OR URBAN USE.

BENEFITS: Light and stable for heavy trails, but light and mobile enough for everyday use. A very versatile travel shoe, for every kind of climate, thanks to the Gore-Tex® lining.

TECHNICAL UPPER SPECIFICATIONS

- Water repellent 1,6 mm nubuck and suede leather
- Hooks hardware, speed metallic eyelets and tape webbing on the toe
- Rubber toe bumper and lateral suede panels for additional protection
- G-beneFIT construction
- PU footbed for better breathability and moisture management
- Mid cut for better mobility
- Gore-Tex® XCR lining

Weight: 520 gr (1/2 pair size 8 UK)

TECHNICAL SOLE FEATURES

- EVA midsole for an extremely light and stable ride, with an extra heel pad for heel strike support;
- Q 528 Vibram® outsole to ensure good stability and ideal grip on different types of terrain, true heel for braking on descents.
- Garmont PU Spine system to ensure mid-foot support and flex in the forefoot area and avoid injuries



FLASH GTX
SAND
381118/211
381118/611



FLASH GTX
TORNADO
381118/212
381118/612



FLASH GTX
COGNAC
381118/213
381118/613

Size Range: UK

 | 5 | 5,5 | 6 | 6,5 | 7 | 7,5 | 8 | 8,5 | 9 | 9,5 | 10 | 10,5 | 11 | 11,5 | 12 | 12,5 | 13 |
 | 3 | 3,5 | 4 | 4,5 | 5 | 5,5 | 6 | 6,5 | 7 | 7,5 | 8 | 8,5 | 9 |

ECLIPSE GTX

FOR CONSUMERS WHO DESIRE A VERY LIGHT YET STABLE LOW-CUT SHOE FOR ALL WEATHER DAY HIKE AND LIGHT MULTI-DAY TRIPS IN A COMPLETELY NEW AND MODERN SET UP. IDEAL FOR DAY HIKE, OUTDOOR CASUAL, MOUNTAIN TOWN LIFE.

BENEFITS: Light and stable for heavy trails, mobile enough for everyday use. Update to a true "Garmont Classic" travel shoe, for every kind of climate, thanks to the Gore-Tex® lining.

TECHNICAL UPPER SPECIFICATIONS

- Water repellent 1,6 mm nubuck and suede leather
- Hooks hardware, speed metallic eyelets and tape webbing on the toe
- Rubber toe bumper for additional protection
- G-beneFIT construction
- PU footbed for better breathability and moisture management
- Low cut for better mobility
- Gore-Tex® XCR lining

Weight: 480 gr (1/2 pair size 8UK)

TECHNICAL SOLE FEATURES

- EVA midsole for an extremely light and stable ride, with an extra heel pad for heel strike support;
- Q 528 Vibram® outsole to ensure good stability and ideal grip on different kind of terrains, true heel for braking on descents.
- Garmont PU Spine system to ensure mid-foot support and flex in the forefoot area and avoid injuries



ECLIPSE GTX
TORNADO
381119/212
381119/612



ECLIPSE GTX
DK.BROWN
381119/214
381119/614



ECLIPSE GTX
SAND
381119/215
381119/615

Size Range: UK

5 | 5,5 | 6 | 6,5 | 7 | 7,5 | 8 | 8,5 | 9 | 9,5 | 10 | 10,5 | 11 | 11,5 | 12 | 12,5 | 13 |
3 | 3,5 | 4 | 4,5 | 5 | 5,5 | 6 | 6,5 | 7 | 7,5 | 8 | 8,5 | 9 |

ECLIPSE VENTED

FOR FAST-PACED HIKERS REQUIRING AGILITY AND LIGHTNESS, BUT WITH THE LATERAL AND MID-FOOT SUPPORT AND TRACTION OF A HIKING BOOT.

TECHNICAL UPPER SPECIFICATIONS

- 1,6 mm suede leather and hyper-breathable mesh for summer comfort
- Suede leather toe bumper provides scuff resistance and toe protection
- Metallic eyelet lace closure system
- G-beneFIT construction offers instant fit with minimal break in time.
- Agile low cut design
- PU footbed with moisture and odor management properties

Weight: 395 gr (1/2 pair size 8UK)

ECLIPSE VENTED

TAUPE
381120/201



TECHNICAL SOLE FEATURES

- TSO 08 component set with dual-density EVA midsole, ensures comfort and stability.
- Garmont spine system controls mid-foot stability and ensures fore-foot flex.

BENEFITS: Lightweight and breathable upper provides running shoe comfort with the aggressive traction of a Vibram® Q 528 outsole for excellent braking and accelerating. A dual density EVA midsole features an updated shock absorbing heel and a sophisticated spine system for trail protection and improved flex.

ECLIPSE VENTED
TORNADO
381120/202



ECLIPSE VENTED
BROWN
381120/203



Size Range: UK



| 3 | 3,5 | 4 | 4,5 | 5 | 5,5 | 6 | 6,5 | 7 | 7,5 | 8 | 8,5 | 9 | 9,5 | 10 | 10,5 | 11 | 11,5 | 12 | 12,5 | 13 |

ZENITH HIKE GTX

FOR ALL-WEATHER DAY HIKES AND LIGHT MULTI-DAY TRIPS. DOUBLE MIDSOLE COMPONENT, TPU STABILISER IN THE HEEL AND MID FOOT AREA. EVA CUSHIONING IN THE FOREFOOT AREA MINIMISES WEIGHT AND PROVIDES AN EASY WALKING STRIDE. IDEAL FOR ALL WEATHER WALKING, TRAIL, OR URBAN.

BENEFITS: Stable and supportive for heavy trails, but light and comfortable enough for everyday use. A very protective travel shoe, for all types of climates, thanks to the Gore-Tex® lining.

TECHNICAL UPPER SPECIFICATIONS

- 1.6 mm water repellent suede leather and abrasion resistant mesh
- Full height ankle protection and stability
- Rust resistant hardware and tape webbing closure
- Hook and webbing lace closure
- Gusseted, padded tongue to keep out debris
- Asymmetric cuff for comfort and support
- Suede bumper for added protection
- G-beneFIT construction for instant fit and minimal break-in
- PU footbed for breathability and moisture management
- Mid cut for improved stability and ankle protection
- Lace to toe design for improved fit
- Gore-Tex® XCR lining

Weight: 580 gr (1/2 pair size 8UK)

TECHNICAL SOLE FEATURES

- PU perimeter midsole provides stability and resists compression set.
- EVA comfort core reduces swing weight and provides shock attenuation.
- Vibram® Q768 outsole offers stability and grip on varying terrains, semi blocked heel lugs for braking and deceleration; perimeter stability lugs
- Garmont TPU Spine system provides mid-foot support and improved forefoot flex.



ZENITH HIKE GTX
ASH
381163/211

Size Range: UK

6 | 6,5 | 7 | 7,5 | 8 | 8,5 | 9 | 9,5 | 10 | 10,5 | 11 | 11,5 | 12 | 12,5 | 13 |

SITKA GTX

DESIGNED FOR THE TRADITIONAL CONSUMER LOOKING FOR AN ALTERNATIVE BOOT TO USE FOR LIGHT HIKING ACTIVITIES. WHEN A COMFORTABLE WALK PLAYS A ROLE, WHEN LIGHTNESS IS A MUST, THIS IS THE BOOT OF CHOICE.

BENEFITS: Light weight coupled with stability, ankle support without sacrificing mobility, great ground grip without any compromise. The midsole in EVA ensures maximum comfort. Comfortable fit, great forefoot flex. G-beneFIT exploits all of its potential. Waterproof protection with Gore-Tex® lining.

TECHNICAL UPPER SPECIFICATIONS

- 1,8 mm water repellent leather nubuk with suede
- Webbing lace locker
- Hooks hardware and tape webbing
- Rubber toe bumper for better protection
- G-beneFIT construction for instant fit
- PU footbed for better moisture management
- Gore-Tex® lining for waterproof protection

Weight: 530 gr (1/2 pair size 8UK)

TECHNICAL SOLE FEATURES

- Dual-density Eva midsole, to ensure comfort and heel stability
- Garmont spine system to control mid-foot stability and ensure fore-foot flex
- TSO 09 Vibram® outsole to ensure good stability and ideal grip on different kinds of terrain, true heel for braking on descents.



SITKA GTX
EARTH
381030/212
381030/612



SITKA GTX
SLATE
381030/213
381030/613

Size Range: UK

 | 5 | 5,5 | 6 | 6,5 | 7 | 7,5 | 8 | 8,5 | 9 | 9,5 | 10 | 10,5 | 11 | 11,5 | 12 | 12,5 | 13 |
 | 3 | 3,5 | 4 | 4,5 | 5 | 5,5 | 6 | 6,5 | 7 | 7,5 | 8 | 8,5 | 9 |

AMICA TRAIL GTX

AN UPDATED LIGHT YET SUPPORTIVE SHOE OFFERING COMFORT WITH BELOW THE ANKLE WEIGHT SAVINGS AND AGILITY. DAY HIKING, BIRDING, PHOTOGRAPHY - THE AMICA TRAIL IS THE PERFECT COMPANION. THE UPPER IS HIGHLY BREATHABLE AND OFFERS GORE-TEX® WATERPROOF COMFORT FOR ALL-WEATHER PROTECTION.

BENEFITS: Low cut agility and light weight hide the fact that this is a supportive trail worthy shoe. The foot is well secured by the hook, eyelet and friction free web closure system providing weightless support. The EVA midsole features a supportive and light platform. The mid foot spine system stabilises the foot. A Vibram® Fiore slip resistant outsole provides aggressive traction with well textured 6 mm lugs.



AMICA TRAIL GTX
SAND/AZURE
381166/616

TECHNICAL UPPER SPECIFICATIONS

- 1.6 mm water repellent suede and abrasion resistant mesh
- Low-cut, below-the-ankle fit provides agility and enhances stride length
- Bellows tongue keeps debris out
- Suede toe bumper for additional protection
- Rust resistant hooks and ovalized eyelets
- 3 position web-loop retention system: heel, midfoot, forefoot
- Soft, wicking cuff lining
- G-beneFIT construction for instant fit and minimal break in time.
- Specific Ortholite® footbed for breathability and moisture management
- Elongated toe box, contoured heel and tapered volume forefoot
- Gore-Tex® XCR lining.

Weight: 372 gr (1/2 pair size 5UK)

TECHNICAL SOLE FEATURES

- Mono-density EVA midsole provides lightweight comfort and cushioning; forefoot flex zones enhance walkability
- PU sidewall wraps upper for arch support
- Mid foot spine system independently stabilises the mid foot
- Fiore Vibram® 972-E outsole
 - 6 mm lugs for aggressive traction are widely spaced for self cleaning
 - True braking heel for traction and confident descents
 - Slip resistant textured lugs for grip on wet and varied terrain.



AMICA TRAIL GTX
ASH/RUST
381166/617



AMICA TRAIL GTX
COGNAC/RUST
381166/618

Size Range: UK

✿ | 3 | 3,5 | 4 | 4,5 | 5 | 5,5 | 6 | 6,5 | 7 | 7,5 | 8 | 8,5 | 9 |

NEW MONTELLO/GTX

AN OUTDOOR FASHION STATEMENT FOR THE OFFICE WITH OUTDOOR ATTITUDE. BLEND IN WITH THE CROWD AT THE OFFICE OR CAFÉ, AND BE READY FOR A FAST PACED EXERCISE OR TRAIL WALK. THE COMFORT OF YOUR FAVOURITE HIKERS IN A SHOE THAT YOU CAN WEAR EVERYDAY.

BENEFITS: The TSO 08 construction protects and supports, yet provides optimal flex in the forefoot area for comfortable walking. Great stability thanks to a dual-density EVA midsole. High traction performance thanks to the Vibram® Q 528 outsole, offering dependable traction even on rough terrain.



BLACK

NEW MONTELLO
381039/201
381039/601

NEW MONTELLO GTX
381039/211
381039/611



DK.BROWN

NEW MONTELLO
381039/202
381039/602

NEW MONTELLO GTX
381039/212
381039/612

TECHNICAL UPPER SPECIFICATIONS

- 1,4 mm water repellent nubuk and suede leather
- Suede toe bumper and heel backstay offer protection.
- One piece leather tongue
- G-beneFIT construction offers instant fit with minimal break in time
- PU footbed with moisture and odor management properties
- Available with a Gore-Tex® XCR lining for waterproof/breathable reliability or a quick drying lining

Weight: 410 gr (1/2 pair size 8UK)
435 gr (1/2 pair size 8UK) **GTX**

TECHNICAL SOLE FEATURES

- TSO 08 component set with dual-density EVA midsole ensures comfort and heel stability
- Garmont spine system controls mid-foot stability and ensures fore-foot flex
- Vibram® Q 528 outsole ensures stability and grip on varying terrain. Semi blocked heel lug for braking and deceleration on descents.

Size Range: UK

 | 5 | 5,5 | 6 | 6,5 | 7 | 7,5 | 8 | 8,5 | 9 | 9,5 | 10 | 10,5 | 11 | 11,5 | 12 | 12,5 | 13 |
 | 3 | 3,5 | 4 | 4,5 | 5 | 5,5 | 6 | 6,5 | 7 | 7,5 | 8 | 8,5 | 9 |

AMICA LITE

FOR ALL DAY COMFORT ON OR OFF THE TRAIL. HIGHLY BREATHABLE FOR COOL COMFORT ON WARM DAYS. LIGHTWEIGHT LOW PROFILE MIDSOLE POSITIONS THE USER'S WEIGHT CLOSE TO THE GROUND FOR UNMATCHED AGILITY AND VERSATILE TRACTION.

BENEFITS: A low cut shoe with a supportive and stylish upper featuring breathable mesh and a comfortable EVA midsole for shock absorption and protection. A mid foot shank and outsole arch support provide a stable platform to challenge any terrain. Anatomically positioned sole flex grooves create instant comfort and trail responsiveness. 4 mm perimeter lugs provide self cleaning stability while multi-directional interior lugs offer versatile, multi directional grip.



AMICA LITE
SAND/AZURE
381168/606



AMICA LITE
ASH/RUST
381168/607



AMICA LITE
COGNAC/RUST
381168/608

Size Range: UK

3 | 3,5 | 4 | 4,5 | 5 | 5,5 | 6 | 6,5 | 7 | 7,5 | 8 | 8,5 | 9 |

TECHNICAL UPPER SPECIFICATIONS

- 1.6 mm water repellent suede
- Highly breathable abrasion resistant mesh
- Lightweight low profile design
- 2 position lace retention system improves heel and forefoot fit
- Rust resistant ovalised lace hardware
- Suede toe bumper offers protection
- Specific Ortholite® footbed for breathability and moisture management
- G-beneFIT construction offers instant fit with minimal break in time
- Elongated toe box protects toe ends
- Contoured heel and tapered volume forefoot
- Quick drying lining

Weight: 370 gr (1/2 pair size 5UK)

TECHNICAL SOLE FEATURES

- Low profile, lightweight design
- Well defined 4 mm perimeter lugs for stability
- Textured inner lugs offer versatile grip
- Lightweight EVA midsole for comfort and shock attenuation
- Arch support offers mid-foot control
- Mid-foot shank promotes stability
- Outsole flex grooves optimise flex, enhance walking comfort
- Vibram® Q838 outsole offers stability and versatile grip on varied terrain, asymmetric heel brake.

AURORA/GTX

FOR THE OUTDOOR ENTHUSIAST WITH THE VARIED DEMANDS OF A HIKING SHOE THAT FITS IN AT THE OFFICE, CAFÉ OR TRAIL. A TECHNICAL HIKING SHOE WITH URBAN STYLING FOR THE TRAILS OF LIFE.

BENEFITS: The Q838 construction ensures protection and support while allowing optimal forefoot flex for walking comfort. Heel and forefoot shock absorption EVA allows a comfortable ride. Lateral wings provide mid-foot stability. The high traction outsole features of the Vibram® Q838 outsole inspire confidence on difficult terrain.



BLACK

AURORA
381170/601
AURORA / GTX
381170/611

TECHNICAL UPPER SPECIFICATIONS

- 1.4 mm water repellent leather nubuk and 1.6 mm suede
- Eyelet and web closing hardware
- Suede toe bumper provides a second layer of scuff resistance and durability
- G-beneFIT construction and agile low cut design offer instant fit with minimal break in time
- Ortholite® footbed with moisture and odor management properties
- Available with a Gore-Tex® XCR lining for waterproof/breathable reliability or with a quick drying lining

Weight: 345 gr (1/2 pair size 5UK)
355 gr (1/2 pair size 5UK) **GTX**

TECHNICAL SOLE FEATURES

- Well defined 4 mm perimeter lugs for stability
- Textured and channelled inner lugs for versatile grip
- Lightweight EVA midsole for comfort and heel strike shock absorption
- Arch support and spine for mid foot control.
- Outsole flex grooves optimise flex, enhance walking comfort
- Vibram® Q838 outsole ensures stability, offers grip on varied terrain. Textured heel lugs for braking and descent traction.



SAND/AZURE
AURORA
381170/606
AURORA GTX
381170/616



COGNAC/RUST
AURORA
381170/608
AURORA GTX
381170/618

Size Range: UK


✿ | 3 | 3,5 | 4 | 4,5 | 5 | 5,5 | 6 | 6,5 | 7 | 7,5 | 8 | 8,5 | 9 |







ACTIVE ESCAPE



A FOOTWEAR RANGE SUITABLE
FOR DIFFERENT OUTDOOR
ACTIVITIES, FROM FREE-
RUNNING TO FAST CLIMBING,
FROM TRAINING SESSIONS TO
OUTDOOR FITNESS IN GENERAL
("ACTIVE ESCAPE"), OFFERING
LIGHTWEIGHT SUPPORT FOR
EXCELLENT PERFORMANCE IN
VARIOUS CLIMATE CONDITIONS.



94

CLAW GTX



95

CLAW VENTED



96

9.81 ESCAPE PRO/GTX



97

9.81 ESCAPE PRO MID GTX



98

9.81 SPEED



99

STICKY BARE

ACTIVE ESCAPE

HEXLOCK COMPONENT SET

A Arch support insert

B G-beneFit footbed

A new powerful and breathable footbed dedicated to the needs of the outdoor enthusiast, composed of an extra comfortable Aure Right PU layer with:

- Heel cradle to stabilise the heel area;
- Extra padding for arch height customisation;
- Extra soft padding in the forefoot area for extra comfort and better flex.

C Extralight FrameFlex insole

D EVA Layer - medium stiffness

E EVA soft heel layer

F PU torsion control

G 360° Claw stabilisers

H Hypergrip® HexLock outsole with IceLock™ Lugs

- Semiblocked Hextra Climbing Lugs.
- 8 HexLock multidirectional lugs with Ice Lock™ technology*.
- HexTra lateral stability lugs.
- Semiblocked HexTra heel strike area.

* IceLock™ is a technology by which micro-glass filaments are electrostatically aligned in the rubber compound to create a non-slip surface. Severe tests have shown that IceLock™ can dramatically improve traction on icy surfaces, but it does not prevent slipping entirely because it allows a "controlled slide" to avoid knee injuries; it also offers much better performance - up to 30% better with respect to a rubber compound without IceLock™ - in both wet and dry conditions as well. The IceLock™ lugs are positioned to ensure best grip over a wide surface, in order to provide an enduring point of contact with the terrain.



ACTIVE ESCAPE

G-FORCE STRUCTURE COMPONENT SET

A Midsole - Top Layer

Supportive EVA wraps both around and under the foot for enhanced pronation control and stability. The softer compound ensures better cushioning.

B Tri-Axle Chassis®

Variable thickness TPU structure, designed to provide specific functions in various locations.

Heel Zone - maximizes rebound by storing energy on impact and returning that energy as you move forward towards toe-off. Forefoot zone - matches the biomechanical structure of the foot, stabilizing and protecting from underfoot impacts.

C Carbon Duo® stabilizers

Carbon stabilizers keep heel and mid foot on the center axis, and provide gradual midsole compression on each step.

D Midsole - Bottom Layer

Structured system that integrates the Tri-Axle Chassis® and Carbon Duo® stabilizers to control motion, absorb impact shock and provide rebound and comfort.

E «4 season» Hypergrip® outsole with 10 IceLock™ Lugs

IceLock™ is a technology by which micro-glass filaments are electrostatically aligned in the rubber compound to create a non-slip surface. Severe tests have shown that IceLock™ can dramatically improve traction on icy surfaces, but it does not prevent slipping entirely because it allows a "controlled slide" to avoid knee injuries; it also offers much better performance - up to 30% better with respect to a rubber compound without IceLock™ - in both wet and dry conditions as well. The IceLock™ lugs are ergonomically placed to complete the biomechanical function of the foot. In fact they follow the natural running line: an initial lateral heel strike, turning inward with pronation and winding up under the big toe for toe-off.



HEXLITE COMPONENT SET

A Extra comfortable mid-density EVA midsole with forefoot flex zones.

B "Hexlite" rubber outsole with rubber toe protection.





CLAW GTX

FOR ACTIVE ESCAPE, FAST CLIMBING AND BOULDERING, ADVENTURE TRAVELLING IN BOTH WARM AND COLD WEATHER CONDITIONS AND ON ANY TERRAIN FROM SIGNED PATHS TO MOUNTAIN TRAILS.

BENEFITS: Best grip on ice, wet and dry terrains, ideal for 4 season active outdoor sessions. Feet are protected thanks to a Gore-Tex® lining. Stability and protection on the trail are provided with the extralight Frameflex insole and the Hextra lugs. A layer of EVA plus an extra Eva heel insert provide exceptional shock absorption. Technical volume fit with anatomical toe box and great heel lock thanks to the Quad Pro. Incredible toe protection thanks to the extended toe bumper in the forefoot area.



CLAW GTX
RED
381121/211
381121/611



CLAW GTX
LIME
381121/212
381121/612



CLAW GTX
BLACK
381121/213
381121/613



CLAW GTX
DK.FOREST
381121/214
381121/614



CLAW GTX
MOREL
381121/215
381121/615

TECHNICAL UPPER SPECIFICATIONS

- Extra abrasion resistant mesh ensures additional protection
- Gusseted tongue sheds debris and dirt
- High value microfiber covered by TPU to stabilise and protect the mid- and forefoot
- Technical volume fit
- Rubber toe bumper and rubber/microfiber heel area, to ensure protection
- Lace -to- toe closure to ensure better climbing performance and volume adjustment
- G-beneFIT construction
- Gore-Tex® lining

Weight: 480 gr (1/2 pair size 8UK)

TECHNICAL SOLE FEATURES

- Mid-density EVA midsole to ensure stability and cushioning on uneven terrain; enhanced motion control
- Additional softer Eva heel insert for better cushioning
- TPU support in the mid foot area to ensure torsion stability
- Extralight FrameFlex insole maintains stability and forefoot flexibility
- Hypergrip® HexLock outsole with 8 IceLock™ lugs featuring fiberglass components, to ensure best grip on different terrains and in different climates. Great traction and stability even on steep inclines, ice, wet and dry terrains.
- HexTra lugs to ensure lateral stability, edge control and multi-directional traction.
- Claw stabilisers to ensure additional lateral stability and midsole protection
- Semiblocked HexTra climbing lugs and HexTra heel strike area

Size Range: UK

 | 5 | 5,5 | 6 | 6,5 | 7 | 7,5 | 8 | 8,5 | 9 | 9,5 | 10 | 10,5 | 11 | 11,5 | 12 | 12,5 | 13 |
 | 3 | 3,5 | 4 | 4,5 | 5 | 5,5 | 6 | 6,5 | 7 | 7,5 | 8 | 8,5 | 9 |

CLAW VENTED

FOR ACTIVE ESCAPE, FAST CLIMBING AND BOULDERING, ADVENTURE TRAVELLING IN BOTH WARM AND COLD WEATHER CONDITIONS AND ON ANY TERRAIN FROM SIGNED PATHS TO MOUNTAIN TRAILS. AN IDEAL SHOE FOR WATERSPORT ACTIVITIES.

BENEFITS: Best grip on ice, wet and dry terrains, ideal for 4 season active outdoor sessions. Feet stay cool with the highly breathable mesh upper. Stability and protection on the trail are provided with the extralight Frameflex insole and the Hextra lugs. A layer of EVA plus an extra Eva heel insert provide exceptional shock absorption. Technical volume fit with anatomical toe box and great heel lock thanks to the Quad Pro. Incredible toe protection thanks to the extended toe bumper in the forefoot area.



CLAW VENTED
SULPHURE
381122/201
381122/601



CLAW VENTED
MOREL
381122/202
381122/602



CLAW VENTED
RED
381122/203
381122/603



CLAW VENTED
BLACK
381122/204
381122/604



CLAW VENTED
GREY
381122/205
381122/605

TECHNICAL UPPER SPECIFICATIONS

- Extra abrasion resistant mesh ensures additional protection
- Gusseted tongue sheds debris and dirt
- High value microfiber covered by TPU to stabilise and protect the mid- and forefoot
- Technical volume fit
- Rubber toe bumper and rubber/microfiber heel area, to ensure protection
- Lace -to- toe closure to ensure better climbing performance and volume adjustment
- G-beneFIT construction

Weight: 478 gr (1/2 pair size 8UK)

TECHNICAL SOLE FEATURES

- Mid-density EVA midsole to ensure stability and cushioning on uneven terrain; enhanced motion control
- Additional softer Eva heel insert for better cushioning
- TPU support in the mid foot area to ensure torsion stability
- Extralight FrameFlex insole maintains stability and forefoot flexibility
- Hypergrip® HexLock outsole with 8 IceLock™ lugs featuring fiberglass components, to ensure best grip on different terrains and in different climates. Great traction and stability even on steep inclines, ice, wet and dry terrains.
- HexTra lugs to ensure lateral stability, edge control and multi-directional traction.
- Claw stabilisers to ensure additional lateral stability and midsole protection
- Semiblocked HexTra climbing lugs and HexTra heel strike area

Size Range: UK

♂ | 5 | 5,5 | 6 | 6,5 | 7 | 7,5 | 8 | 8,5 | 9 | 9,5 | 10 | 10,5 | 11 | 11,5 | 12 | 12,5 | 13 |
 ♀ | 3 | 3,5 | 4 | 4,5 | 5 | 5,5 | 6 | 6,5 | 7 | 7,5 | 8 | 8,5 | 9 |

9.81 ESCAPE PRO/GTX

FOR ACTIVE ESCAPE, ADVENTURE TRAVELLING, FAST CLIMBING, FREE-RUNNING OR TRAINING, BOTH IN WARM AND COLD WEATHER CONDITIONS ON ANY TERRAIN FROM ROAD TO PATH TO MOUNTAIN TRAILS.

BENEFITS: Best grip on ice, wet and dry terrains, allows 4 season training sessions. Feet stay cool with the highly breathable mesh upper or are protected thanks to a Gore-Tex® lining. Stability and protection on the trail are provided with the Tri-Axial Chassis®. Two layers of EVA provide exceptional shock absorption. The technical volume fit has a roomy toe box and great heel lock. Incredible toe protection thanks to the extended toe bumper in the forefoot area.



AZURE/GREY

9.81 ESCAPE PRO
381124/205
381124/605



GREEN

9.81 ESCAPE PRO
381124/202
381124/602

9.81 ESCAPE PRO GTX
381124/212
381124/612



BLACK

9.81 ESCAPE PRO
381124/203
381124/603

9.81 ESCAPE PRO GTX
381124/213
381124/613



BLUE/GREEN

9.81 ESCAPE PRO
381124/206
381124/606

9.81 ESCAPE PRO GTX
381124/216
381124/616



RED

9.81 ESCAPE PRO
381124/201
381124/601

TECHNICAL UPPER SPECIFICATIONS

- Extra abrasion resistant mesh which ensures additional protection
- High value microfiber covered by TPU hexagon to stabilise /protect mid- and forefoot
- Technical volume fit with more room for the big toe
- Reflective treatment for safety in the dark
- Rubber toe bumper and microfiber heel area, to ensure protection
- Lace till the toe closure to ensure better climbing performance and volume adjustment
- Gusseted tongue sheds debris and dirt
- G-beneFIT construction
- Available also with a Gore-Tex® lining

Weight: 400 gr (1/2 pair size 8UK)
410 gr (1/2 pair size 8UK) **GTX**

TECHNICAL SOLE FEATURES

- Double density EVA midsole to ensure cushioning and stability on uneven terrain; enhanced motion control
- TPU support
 - Tri-Axle Chassis®: maintains stability while enhancing rebound and forefoot flexibility
 - Carbon Duo® stabilisers: keep the foot on the center axis
- "4 Season" outsole by Hypergrip® with 10 IceLock™ lugs, to ensure best grip on different terrains and different climates. Great traction and stability even on steep inclines, ice, wet and dry terrains.
- Double rubber compound, plus IceLock™ lugs with fiberglass components, are a very light set up.
- The IceLock™ lug pattern is designed to follow the natural running stride, starting from heel strike, turning inward on pronation and ending up at toe-off.

Size Range: UK



5 | 5,5 | 6 | 6,5 | 7 | 7,5 | 8 | 8,5 | 9 | 9,5 | 10 | 10,5 | 11 | 11,5 | 12 | 12,5 | 13 |



3 | 3,5 | 4 | 4,5 | 5 | 5,5 | 6 | 6,5 | 7 | 7,5 | 8 | 8,5 | 9 |

9.81 ESCAPE PRO MID GTX

FOR PEOPLE PRACTICING ACTIVE ESCAPE AND FAST HIKING, ADVENTURE ORIENTEERING, IN MIXED TERRAIN CONDITIONS WITH SNOW AND ICE, OR WATER AND MUD, OR DRY STONES AND GRASS. THE IDEAL SUPPORTIVE AND LIGHT COMPANION FOR FAST PACED ACTIVITIES.

BENEFITS: Best grip on ice, wet and dry terrains. These shoes allow a 4 season training session. Feet stay cool thanks to the breathable mesh upper with waterproof protection thanks to a Gore-Tex® lining. Stability and support on the trail is guaranteed through the Tri-Axial Chassis®. Two layers of EVA provide amazing shock absorption. The technical volume fit has a roomy toe box and great heel lock. Great toe protection thanks to the rubber toe cap.



9.81 ESCAPE PRO MID GTX
BLACK
381183/211
381183/611



9.81 ESCAPE PRO MID GTX
BLACK/DK.GREEN
381183/212
381183/612

TECHNICAL UPPER SPECIFICATIONS

- Extra abrasion resistant mesh to ensure additional protection
- Extra strong microfiber covered by TPU hexagons to stabilize/protect mid- and forefoot
- Technical volume fit with more room for the big toe
- Reflective treatment for safety in the dark
- Rubber toe bumper and microfiber heel area, to ensure protection
- G-beneFIT construction
- Gore-Tex® lining

Weight: 440 gr. (1/2 pair size 8 UK)

TECHNICAL SOLE FEATURES

- Double density EVA midsole to ensure cushioning and stability on uneven terrain;
- Tri-Axle Chassis®: maintains stability while enhancing rebound and forefoot flexibility
- Carbon Duo® stabilizers keep the foot on the center axis
- "4 Season" outsole by Hypergrip® with 10 IceLock™ lugs, ensures best grip on different terrains and different climates. Great traction and stability even on steep inclines, ice, wet and dry terrains.
- Double rubber compound, plus IceLock™ lugs with fiberglass components, define a very light set up.
- The IceLock™ lug pattern is designed to follow the natural running stride, starting from heel strike, turning inwards on pronation and ending up at toe-off.

Size Range: UK

 | 5 | 5,5 | 6 | 6,5 | 7 | 7,5 | 8 | 8,5 | 9 | 9,5 | 10 | 10,5 | 11 | 11,5 | 12 | 12,5 | 13 |
 | 3 | 3,5 | 4 | 4,5 | 5 | 5,5 | 6 | 6,5 | 7 | 7,5 | 8 | 8,5 | 9 |

9.81 SPEED

FOR THOSE SEEKING A SUPER LIGHTWEIGHT SHOE FOR ADVENTURE HIKING AND RUNNING, CLIMBING AND BIKING. CLOSE TO THE GROUND FOR BEST STABILITY. FOR TRAIL RACES, ORIENTEERING, ADVENTURE RACING, AND AS A LIGHT TRAINING SHOE FOR EFFICIENT RUNNERS.

BENEFITS: Extremely light and ergonomic. Technical volume for a better performance fit. Low profile for stability and feel for terrain. "4 season" outsole ensures best grip both in summer and in winter, on every kind of terrain.



9.81 SPEED
BLUE/GREEN
381125/206
381125/606



9.81 SPEED
BLACK
381125/201
381125/601



9.81 SPEED
LIME
381125/202
381125/602

TECHNICAL UPPER SPECIFICATIONS

- Extra abrasion resistant mesh ensures additional protection
- High value microfiber covered by TPU hexagons to stabilise /protect mid- and forefoot
- Technical volume fit with more room for the big toe
- Reflective treatment for safety in the dark
- Rubber toe bumper and microfiber heel area, to ensure protection
- Lace till the toe closure to ensure better climbing performance and volume adjustment
- Gusseted tongue sheds debris and dirt
- G-beneFIT construction

Weight: 337 gr (1/2 pair size 8UK)

TECHNICAL SOLE FEATURES

- Double density EVA midsole for lightweight cushioning and compression resistance on the medial side.
- Heel polymer inserts to provide shock absorption during heel strike
- Forefoot polymer inserts stabilise and protect against impact injuries
- "4 Season" outsole by Hypergrip® with 10 IceLock™ lugs, to ensure best grip on different terrains and different climates. Great traction and stability even on steep inclines, ice, wet and dry terrains.
- Double rubber compound, plus IceLock™ lugs with fiberglass components, are a very light set up.
- The IceLock™ lug pattern is designed to follow the natural running stride, starting from heel strike, turning inward on pronation and ending up at toe-off.

Size Range: UK

 | 5 | 5,5 | 6 | 6,5 | 7 | 7,5 | 8 | 8,5 | 9 | 9,5 | 10 | 10,5 | 11 | 11,5 | 12 | 12,5 | 13 |
 | 3 | 3,5 | 4 | 4,5 | 5 | 5,5 | 6 | 6,5 | 7 | 7,5 | 8 | 8,5 | 9 |

STICKY BARE



FOR ACTIVE PEOPLE WHO PAY ATTENTION TO THE NEWEST TRENDS IN THE OUTDOOR LIFESTYLE MARKET, BUT ARE STILL INTERESTED IN A COMFORTABLE AND BAREFOOT-LIKE SET UP.

BENEFITS: Very comfortable shoe with a wide volume fit. The upper features high quality leather and the rubber toe bumper offers extra toe protection. The slim and cushioned midsole ensures stability and cushioning on uneven terrain while the rubber outsole provides great traction.



STICKY BARE
RED
381129/201
381129/601

TECHNICAL UPPER SPECIFICATIONS

- Extra abrasion resistant 1,4 mm pig skin leather which ensures additional protection, covered by a canvas lining
- Full leather tongue construction
- Metallic eyelet closure
- Wide volume fit for extra comfort
- Rubber toe bumper to ensure protection
- G-beneFIT construction
- Supportive microfiber anti-bacterial foot bed

Weight: 310 gr (1/2 pair size 8UK)

TECHNICAL SOLE FEATURES

- Mid density EVA midsole to ensure stability and cushioning on uneven terrain;
- Hexlite sticky rubber lugs for great traction and stability on dry terrains.



STICKY BARE
SLATE
381129/202
381129/602



STICKY BARE
WASABI
381129/203
381129/603



STICKY BARE
BLACK
381129/204
381129/604



STICKY BARE
BALTIC/SLATE
381129/205
381129/605



STICKY BARE
PINE/SLATE
381129/206
381129/606



STICKY BARE
RED/SLATE
381129/207
381129/607



STICKY BARE
YETI/SLATE
381129/208
381129/608

Size Range: UK

5 | 5,5 | 6 | 6,5 | 7 | 7,5 | 8 | 8,5 | 9 | 9,5 | 10 | 10,5 | 11 | 11,5 | 12 | 12,5 | 13 |
3 | 3,5 | 4 | 4,5 | 5 | 5,5 | 6 | 6,5 | 7 | 7,5 | 8 | 8,5 | 9 |

● SIZE CHART



UK	3	3,5	4	4,5	5	5,5	6	6,5	7	7,5	8	8,5	9	9,5	10	10,5	11	11,5	12	12,5	13	13,5	14
USA	4	4,5	5	5,5	6	6,5	7	7,5	8	8,5	9	9,5	10	10,5	11	11,5	12	12,5	13	13,5	14	14,5	15
EUR	35	36	37	37,5	38	39	39,5	40	41	41,5	42	42,5	43	44	44,5	45	46	46,5	47	47,5	48	49	49,5



UK	3	3,5	4	4,5	5	5,5	6	6,5	7	7,5	8	8,5	9	9,5
USA	5	5,5	6	6,5	7	7,5	8	8,5	9	9,5	10	10,5	11	11,5
EUR	35	36	37	37,5	38	39	39,5	40	41	41,5	42	42,5	43	44

This chart is only a guideline. Foot length is only one of many factors used to determine boot size. Measure foot length with a Brannock device and shell fit. You may need to adjust up or down according to variations in foot volume, preference, and intended use.





MOUNTAIN



MOUNTAIN GUIDE GTX
LIME
341077/212



ICON PLUS GTX
SOLEIL/BLACK
341149/211



ICON LITE GTX
RED/BLACK
341150/211



CRESTA GTX
RUST
341046/211

PINNACLE GTX
RED
341194/212
341194/612



BLACK
341194/211
341194/611



LYNX GTX
BLACK
341148/211



PATROUILLEUR II GTX
BLACK
341147/213
341147/613



TOWER PLUS GTX
RED/GREY
341190/211
341190/611
ALOE/GREY
341190/212
341190/612
ASH/RED
341190/213
341190/613



FERRATA TECH PRO GTX
LIME
341111/212
341111/612
RED
341111/213
341111/613



FERRATA GTX
LIME
341132/212
341132/612
RED
341132/213
341132/613



TOWER GTX
RED/GREY
341191/211
341191/611
YELLOW/RED
341191/212
341191/612
BLUE/SILVER
341191/213
341191/613

VETTA MNT GTX
NAVY/CIMENT
381152/211
381152/611
FOREST/CIMENT
381152/212
381152/612
GREEN/BLACK
381152/213
381152/613
RED/BLACK
381152/214
381152/614



VETTA MNT PLUS GTX
RED/BLACK
381151/214
381151/614



DRAGONTAIL MNT GTX
RED/BLACK
381153/211
381153/611
SHARK/TAUPE
381153/213
381153/613

DRAGONTAIL MNT
RED/BLACK
381153/201
381153/601
SHARK/TAUPE
381153/203
381153/603
GREEN/BLACK
381153/202
381153/602
NAVY/CIMENT
381153/204
381153/604



APPROACH

DRAGONTAIL LT GTX
SHARK/TAUPE
381044/211
381044/611
RED/BLACK
381044/212
381044/612
JEANS/BLACK
381044/214
381044/614



DRAGONTAIL LT
SHARK/TAUPE
381044/201
381044/601
RED/BLACK
381044/202
381044/602
GREEN/BLACK
381044/203
381044/603
JEANS/BLACK
381044/204
381044/604

STICKY N FAST VENTED
PRALINE/GREEN
381257/201
381257/601
SLATE/DK.FOREST
381257/202
381257/602
ASH
381257/203
381257/603
WASABI
381257/204
381257/604
BLACK
381257/205
381257/605



STICKY BEAST MID GTX
PRALINE
381112/211
381112/611
LEAD
381112/212
381112/612
BAMBOO
381112/213
381112/613



STICKY LIZARD GTX
GREEN
381157/211
381157/611
JEANS
381157/213
381157/613
RED
381157/214
381157/614



STICKY LIZARD
JEANS
381157/203
381157/603



STICKY N FAST
SLATE/DK.FOREST
381256/202
381256/602

STICKY BEAST GTX
RED
381255/211
381255/611
BLACK
381255/212
381255/612
LEAD
381255/215
381255/615
PRALINE
381255/217
381255/617

STICKY BEAST
RED
381255/201
381255/601
BLACK
381255/202
381255/602
BAMBOO
381255/203
381255/603
LEAD
381255/205
381255/605



TAUPE
381255/206
381255/606
PRALINE
381255/207
381255/607
NAVY
381255/208
381255/608

STICKY BOULDER GTX
RED
381113/211
381113/611
SANTORINI
381113/213
381113/613
RED
381113/201
381113/601
GREEN
381113/202
381113/602
SANTORINI
381113/203
381113/603
PASSION
381113/204
381113/604
TAUPE
381113/205
381113/605

STICKY BOULDER



BACKPACKING



DAKOTA
SLATE
341085/203
341085/603



DAKOTA LITE GTX
ARID
341086/211
341086/611



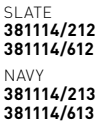
IDAHO GTX
ARID
341043/211
341043/611



TOWER KERT GTX
TAUPE/CARIBOU
341048/211
341048/611
DATE/CAPPUCCINO
341048/212
341048/612
BAMBOO/PLASTER
341048/213
341048/613



NEBRASKA GTX
DK.BROWN
381026/211
381026/611
SLATE
381026/212
381026/612



COLORADO GTX
BROWN
381114/211
381114/611
SLATE
381114/212
381114/612
NAVY
381114/213
381114/613



COLORADO
BROWN
381114/201
381114/601



ARCADIA GTX
BRACKEN
381071/613
NAVY
381071/614



UTAH GTX
FOREST
381066/612
NAVY
381066/613
PRALINE
381066/614



SYNCR0 II GTX
DK.BROWN
381069/211
381069/611
SLATE
381069/212
381069/612



SYNCR0 II PLUS GTX
DARK BROWN
381037/211
381037/611
BLACK
381037/212
381037/612



TOWER LITE GTX
TUNDRA/SHARK
381047/213
381047/613
JEANS/PLASTER
381047/214
381047/614
TUNDRA/GREEN
381047/215
381047/615
ASH/RED
381047/216
381047/616



STORM GTX
BLACK/YELLOW
381115/211
GREEN
381115/212
381115/612
NAVY
381115/213
RED/CIMENT
381115/214
SHARK/CIMENT
381115/215
381115/615
TAUPE
381115/216
381115/616

PETRA GTX
CIMENT
381116/611
LEAD
381116/612
TAUPE
381116/613



CRODA GTX
FOREST/ASH
381117/211
381117/611
TUNDRA/SHARK
381117/212
381117/612
TAUPE/CARIBOU
381117/213
381117/613
ASH/RED
381117/214
381117/614



TUNDRA III GTX
SHARK/FOREST
381180/211
ACAJOU/SAND
381180/212
SHARK/CIMENT
381180/213
ASH/PLASTER
381180/217
TAUPE/CARIBOU
381180/218

TRAIL SPORT



ZENITH MID GTX
ANTHRACITE
381161/211
BROWN
381161/213
CHOCOLATE CHIP
381161/214



FLASH GTX
SAND
381118/211
381118/611
TORNADO
381118/212
381118/612
COGNAC
381118/213
381118/613



ECLIPSE GTX
TORNADO
381119/212
381119/612
DK.BROWN
381119/214
381119/614
SAND
381119/215
381119/615



ZENITH HIKE GTX
ASH
381163/211



SITKA GTX
EARTH
381030/212
381030/612
SLATE
381030/213
381030/613



AMICA LITE
SAND/AZURE
381168/606
ASH/RUST
381168/607
COGNAC/RUST
381168/608



NEW MONTELLO GTX
BLACK
381039/211
381039/611
DK.BROWN
381039/212
381039/612

NEW MONTELLO
BLACK
381039/201
381039/601
DK.BROWN
381039/202
381039/602



ZENITH TRAIL GTX
BROWN
381162/211
ANTHRACITE
381162/213
DK.FOREST
381162/215



ECLIPSE VENTED
TAUPE
381120/201
TORNADO
381120/202
BROWN
381120/203



AMICA TRAIL GTX
SAND/AZURE
381166/616
ASH/RUST
381166/617
COGNAC/RUST
381166/618



AURORA GTX
BLACK
381170/611
SAND/AZURE
381170/616
COGNAC/RUST
381170/618

AURORA
BLACK
381170/601
SAND/AZURE
381170/606
COGNAC/RUST
381170/608

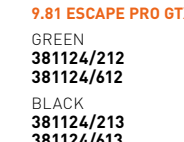
ACTIVE ESCAPE



CLAW GTX
RED
381121/211
381121/611
LIME
381121/212
381121/612
BLACK
381121/213
381121/613
DK.FOREST
381121/214
381121/614
MOREL
381121/215
381121/615



CLAW VENTED
SULPHURE
381122/201
381122/601
MOREL
381122/202
381122/602
RED
381122/203
381122/603
BLACK
381122/204
381122/604
GREY
381122/205
381122/605



9.81 ESCAPE PRO GTX
GREEN
381124/212
381124/612
BLACK
381124/213
381124/613
BLUE/GREEN
381124/216
381124/616

9.81 ESCAPE PRO
RED
381124/201
381124/601
GREEN
381124/202
381124/602
BLACK
381124/203
381124/603
AZURE/GREY
381124/205
381124/605
BLUE/GREEN
381124/206
381124/606



9.81 ESCAPE PRO MID GTX
BLACK
381183/211
381183/611
BLACK/DK.GREEN
381183/212
381183/612



9.81 SPEED
BLACK
381125/201
381125/601
LIME
381125/202
381125/602
BLUE/GREEN
381125/206
381125/606



STICKY BARE
RED
381129/201
381129/601
SLATE
381129/202
381129/602

WASABI
381129/203
381129/603
BLACK
381129/204
381129/604
BALTIC/SLATE
381129/205
381129/605

PINE/SLATE
381129/206
381129/606
RED/SLATE
381129/207
381129/607
YETI/SLATE
381129/208
381129/608

OUTDOOR COLLECTION 2013




CONCEPT: IDEAS COMMUNICATION / PHOTO: MADCUBE / PRINT: EUROPRINT

Garmont srl reserves the right to modify or to discontinue without notice, models illustrated in this catalogue.
ALL RIGHTS RESERVED
This catalogue cannot be reproduced in part or whole, without express authorisation from Garmont srl.



E



GARMONT S.r.l.

Via Spineda, 12 - 31040 Volpago del Montello (TV) Italy

T - (39) 0423 8726 F - (39) 0423 621392

W - www.garmont.com E - info@garmont.com

www.garmont.com